

International Christian University(ICU) Alumni Survey 2016

Purpose of survey: Review on Majors System for University Self-study through comparison of before and after the academic reform
Period of survey: February 26 to April 4, 2016
Target: 4,050 AY2008-2015 Graduates of College of Liberal Arts
(1,837 graduates of four-year Divisions System; 2,213 graduates of four-year Majors System)
Total Responses: 1,009 (501 hard copy; 508 online)
Respondents: 447 graduates of Divisions System; 562 graduates of Majors System
Response Rate: 24.9%
Languages conducted: Japanese, English
Note: Comments are shared only internally. Unauthorized reproduction of the data is prohibited. (Office of Institutional Research)

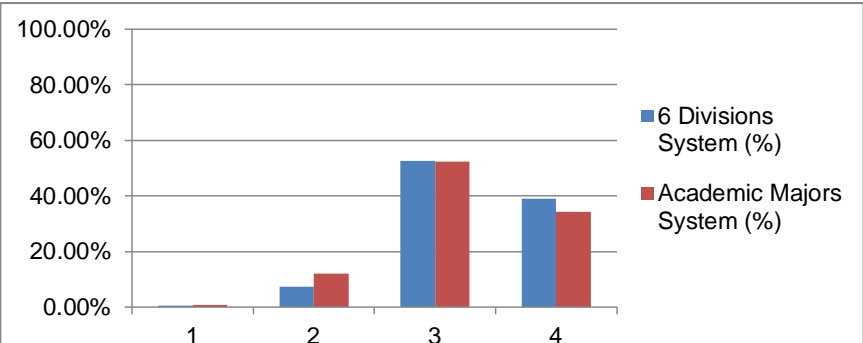
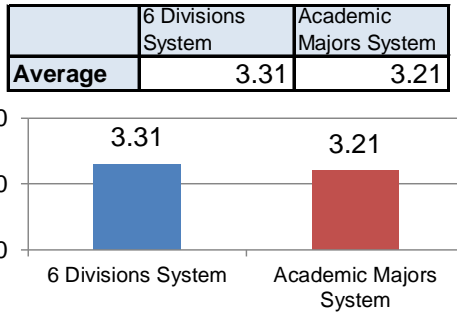
The Educational Goals of ICU

Q-1. Do you think that ICU's education enables its students to acquire the abilities described below? Choose from 4 to 1.

1. Strongly disagree 2. Disagree 3. Agree 4. Strongly agree 99. Don't know or n/a

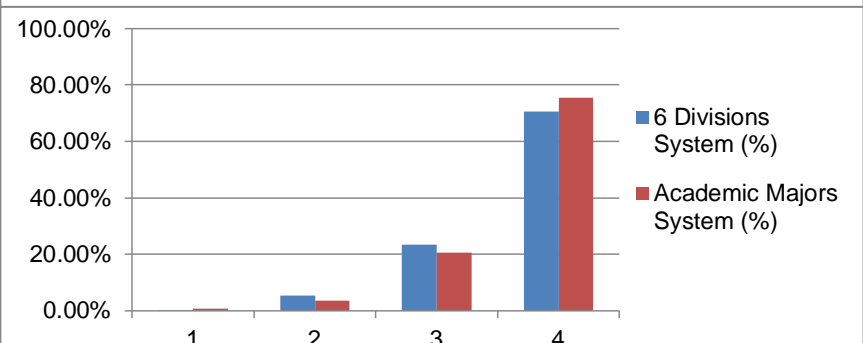
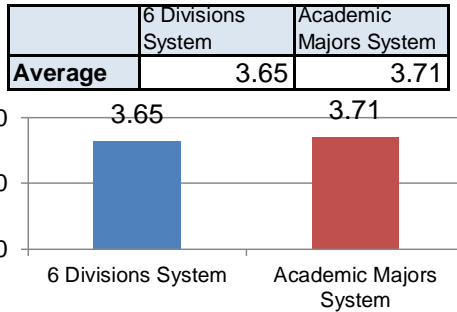
a. Strong academic foundation

Q1a	6 Divisions System	6 Divisions System (%)	Academic Majors System	Academic Majors System (%)	Total	Total (%)
1	2	0.45%	5	0.89%	7	0.69%
2	33	7.38%	68	12.10%	101	10.01%
3	235	52.57%	294	52.31%	529	52.43%
4	174	38.93%	193	34.34%	367	36.37%
99	1	0.22%	1	0.18%	2	0.20%
NULL	2	0.45%	1	0.18%	3	0.30%
Total	447	100.00%	562	100.00%	1009	100.00%



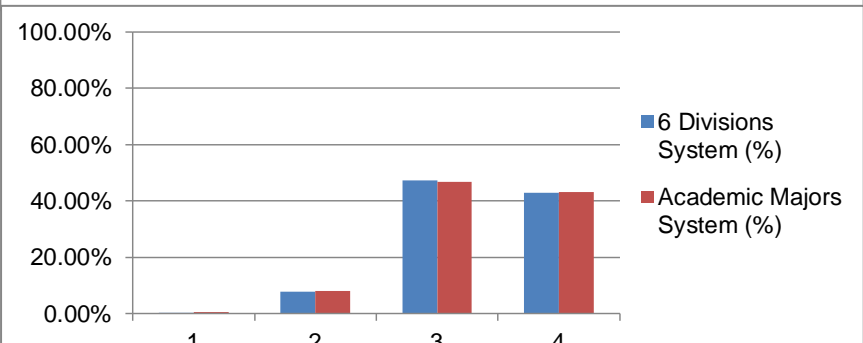
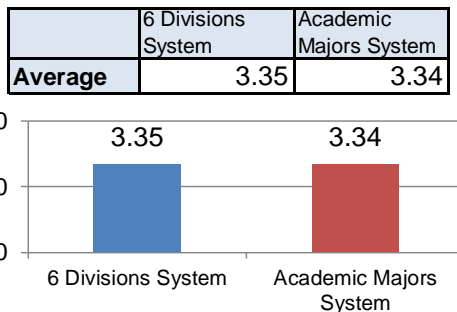
b. Ability to develop a plan independently as a self-motivated, "intentional" learner

Q1b	6 Divisions System	6 Divisions System (%)	Academic Majors System	Academic Majors System (%)	Total	Total (%)
1	1	0.22%	4	0.71%	5	0.50%
2	24	5.37%	19	3.38%	43	4.26%
3	104	23.27%	115	20.46%	219	21.70%
4	316	70.69%	424	75.44%	740	73.34%
99	2	0.45%		0.00%	2	0.20%
NULL						
Total	447	100.00%	562	100.00%	1009	100.00%



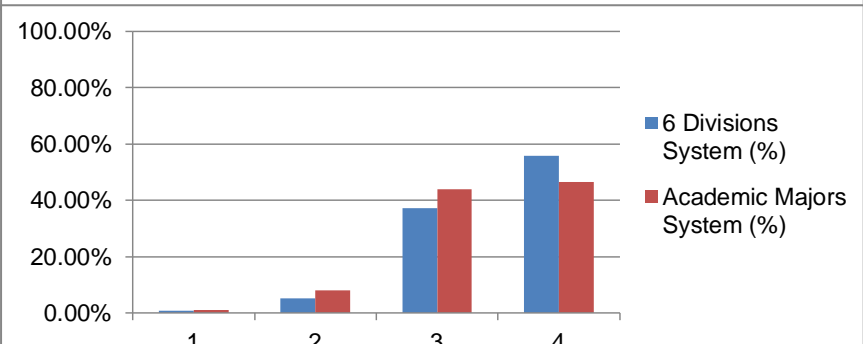
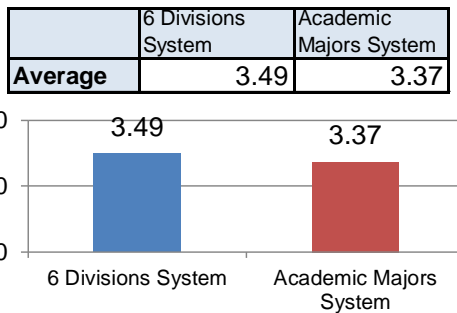
c. Ability to learn creatively

Q1c	6 Divisions System	6 Divisions System (%)	Academic Majors System	Academic Majors System (%)	Total	Total (%)
1	2	0.45%	3	0.53%	5	0.50%
2	35	7.83%	46	8.19%	81	8.03%
3	212	47.43%	263	46.80%	475	47.08%
4	192	42.95%	243	43.24%	435	43.11%
99	3	0.67%	6	1.07%	9	0.89%
NULL	3	0.67%	1	0.18%	4	0.40%
Total	447	100.00%	562	100.00%	1009	100.00%



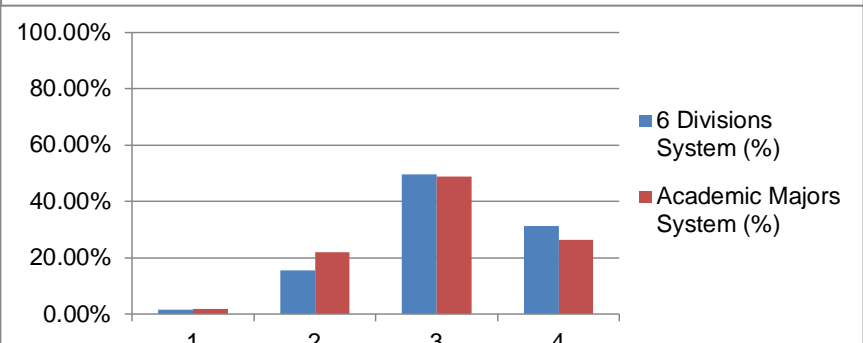
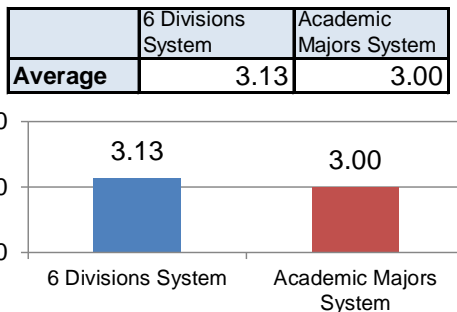
d. Ability to learn in both Japanese and English

Q1d	6 Divisions System	6 Divisions System (%)	Academic Majors System	Academic Majors System (%)	Total	Total (%)
1	4	0.89%	6	1.07%	10	0.99%
2	23	5.15%	45	8.01%	68	6.74%
3	167	37.36%	247	43.95%	414	41.03%
4	250	55.93%	262	46.62%	512	50.74%
99		0.00%	2	0.36%	2	0.20%
NULL	3	0.67%		0.00%	3	0.30%
Total	447	100.00%	562	100.00%	1009	100.00%



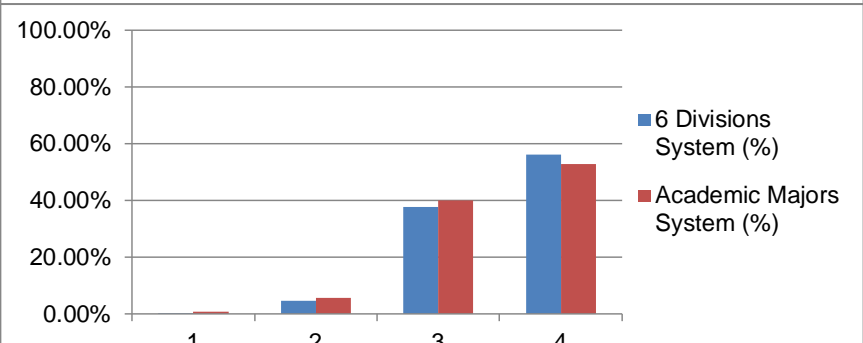
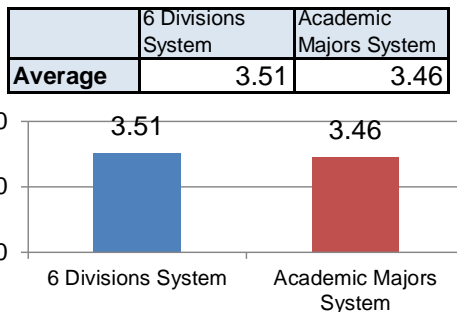
e. Ability to use languages to communicate with people from around the world

Q1e	6 Divisions System	6 Divisions System (%)	Academic Majors System	Academic Majors System (%)	Total	Total (%)
1	7	1.57%	11	1.96%	18	1.78%
2	69	15.44%	124	22.06%	193	19.13%
3	222	49.66%	275	48.93%	497	49.26%
4	140	31.32%	148	26.33%	288	28.54%
99	7	1.57%	3	0.53%	10	0.99%
NULL	2	0.45%	1	0.18%	3	0.30%
Total	447	100.00%	562	100.00%	1009	100.00%



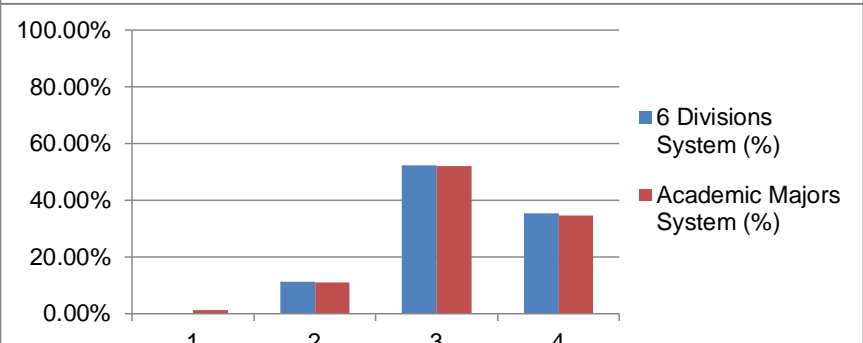
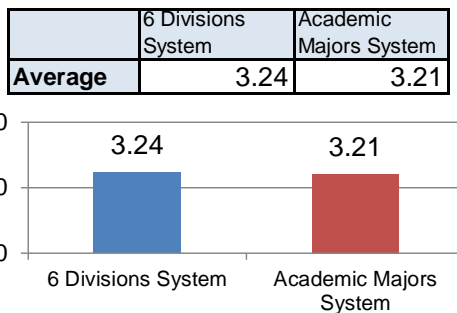
f. Critical thinking that can be directed at him/herself and others

Q1f	6 Divisions System	6 Divisions System (%)	Academic Majors System	Academic Majors System (%)	Total	Total (%)
1	2	0.45%	5	0.89%	7	0.69%
2	21	4.70%	32	5.69%	53	5.25%
3	169	37.81%	225	40.04%	394	39.05%
4	251	56.15%	298	53.02%	549	54.41%
99	2	0.45%	1	0.18%	3	0.30%
NULL	2	0.45%	1	0.18%	3	0.30%
Total	447	100.00%	562	100.00%	1009	100.00%



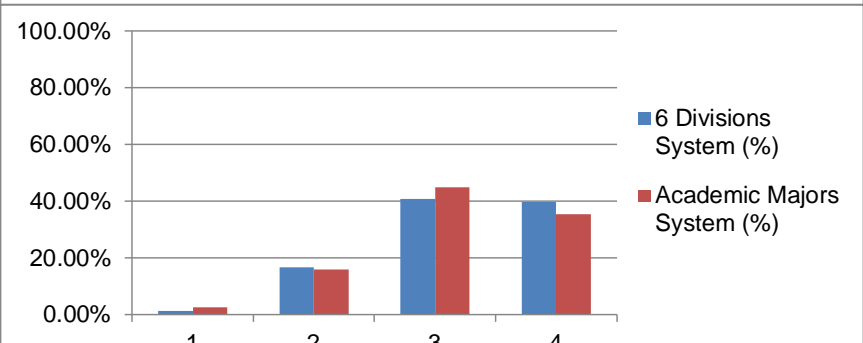
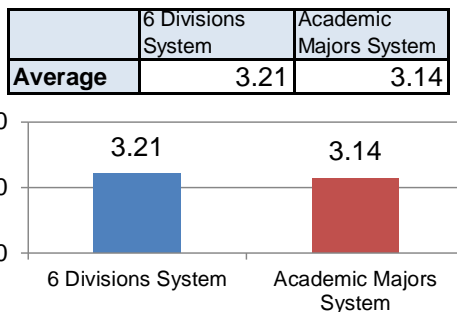
g. Ability to identify and resolve problems

Q1g	6 Divisions System	6 Divisions System (%)	Academic Majors System	Academic Majors System (%)	Total	Total (%)
1	1	0.22%	8	1.42%	9	0.89%
2	51	11.41%	63	11.21%	114	11.30%
3	234	52.35%	293	52.14%	527	52.23%
4	158	35.35%	195	34.70%	353	34.99%
99	1	0.22%	2	0.36%	3	0.30%
NULL	2	0.45%	1	0.18%	3	0.30%
Total	447	100.00%	562	100.00%	1009	100.00%



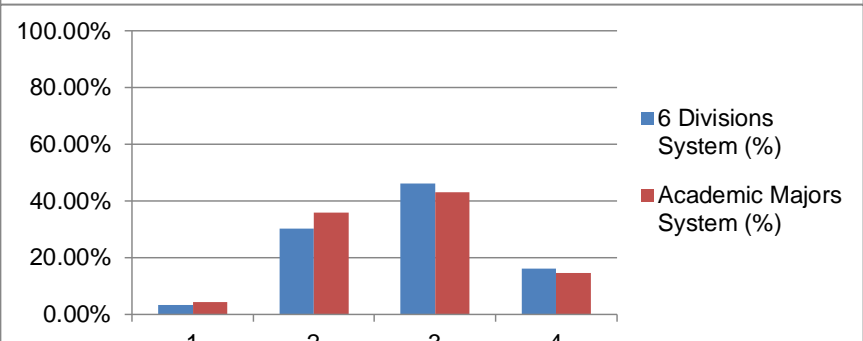
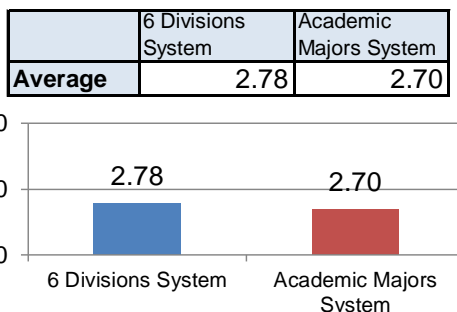
h. Ability to bring together diverse knowledge whether it stems from the sciences or the humanities

Q1h	6 Divisions System	6 Divisions System (%)	Academic Majors System	Academic Majors System (%)	Total	Total (%)
1	6	1.34%	15	2.67%	21	2.08%
2	75	16.78%	89	15.84%	164	16.25%
3	182	40.72%	252	44.84%	434	43.01%
4	178	39.82%	199	35.41%	377	37.36%
99	4	0.89%	6	1.07%	10	0.99%
NULL	2	0.45%	1	0.18%	3	0.30%
Total	447	100.00%	562	100.00%	1009	100.00%



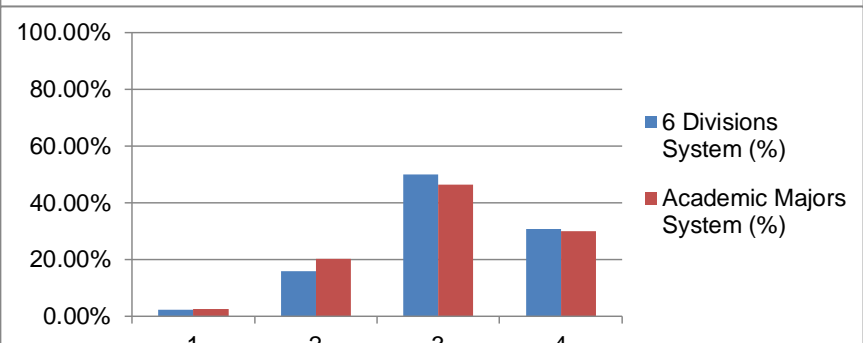
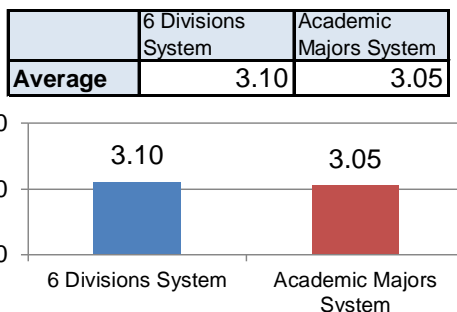
i. Ability to apply knowledge in real-world situations

Q1i	6 Divisions System	6 Divisions System (%)	Academic Majors System	Academic Majors System (%)	Total	Total (%)
1	15	3.36%	24	4.27%	39	3.87%
2	135	30.20%	202	35.94%	337	33.40%
3	207	46.31%	243	43.24%	450	44.60%
4	72	16.11%	83	14.77%	155	15.36%
99	16	3.58%	9	1.60%	25	2.48%
NULL	2	0.45%	1	0.18%	3	0.30%
Total	447	100.00%	562	100.00%	1009	100.00%



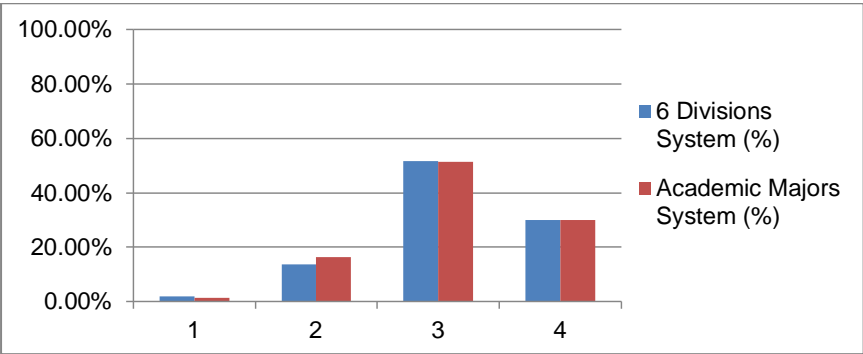
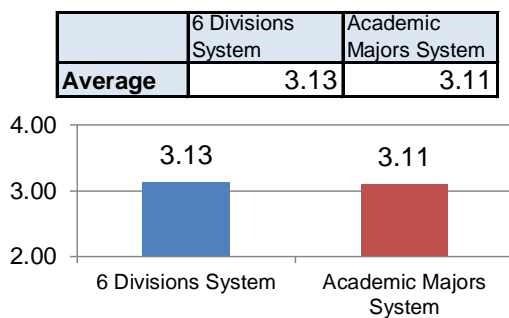
j. Ability to effectively express ideas in writing

Q1j	6 Divisions System	6 Divisions System (%)	Academic Majors System	Academic Majors System (%)	Total	Total (%)
1	10	2.24%	14	2.49%	24	2.38%
2	71	15.88%	114	20.28%	185	18.33%
3	224	50.11%	261	46.44%	485	48.07%
4	137	30.65%	169	30.07%	306	30.33%
99	3	0.67%	3	0.53%	6	0.59%
NULL	2	0.45%	1	0.18%	3	0.30%
Total	447	100.00%	562	100.00%	1009	100.00%



k. Ability to effectively express ideas in means other than writing

Q1k	6 Divisions System	6 Divisions System (%)	Academic Majors System	Academic Majors System (%)	Total	Total (%)
1	8	1.79%	8	1.42%	16	1.59%
2	61	13.65%	92	16.37%	153	15.16%
3	231	51.68%	289	51.42%	520	51.54%
4	134	29.98%	168	29.89%	302	29.93%
99	11	2.46%	5	0.89%	16	1.59%
NULL	2	0.45%		0.00%	2	0.20%
Total	447	100.00%	562	100.00%	1009	100.00%

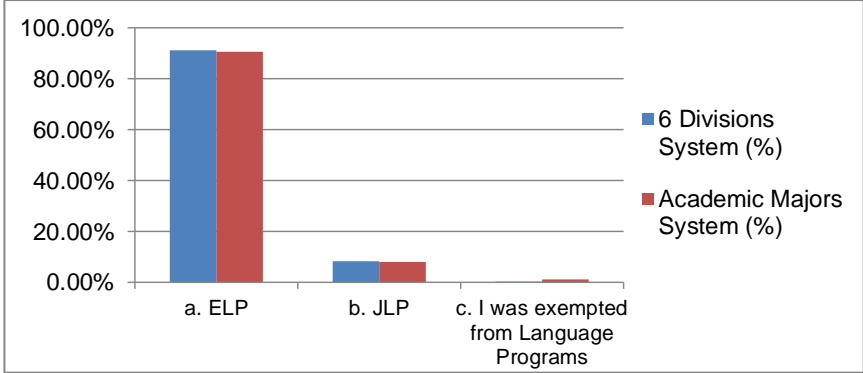


Learning in Classes

Q2-1. About Language Programs

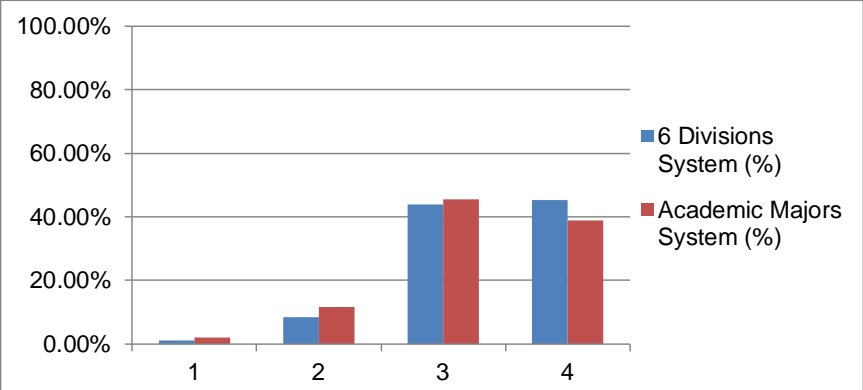
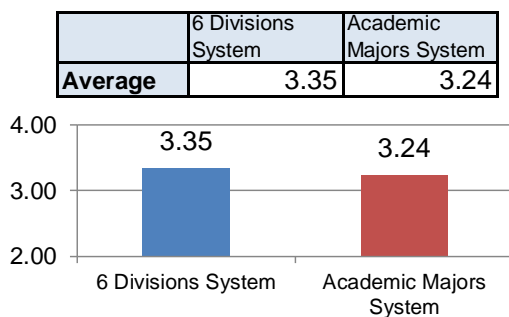
1. Which Language Program did you take?

Program Name	6 Divisions System	6 Divisions System (%)	Academic Majors System	Academic Majors System (%)	Total	Total (%)
a. ELP	408	91.28%	510	90.75%	918	90.98%
b. JLP	37	8.28%	45	8.01%	82	8.13%
c. I was exempted from Language Programs	2	0.45%	7	1.25%	9	0.89%
Total	447	100.00%	562	100.00%	1009	100.00%



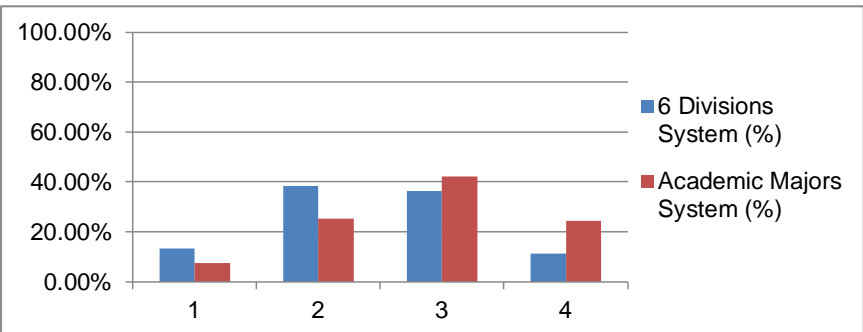
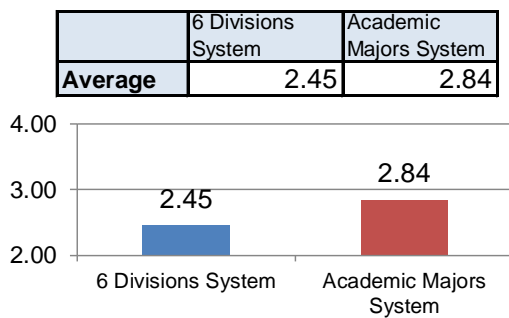
Q2-2. If your answer is a or b, are the skills you acquired through ELP or JLP still useful after graduation?

	1. Not useful at all	2. Not very useful	3. Useful	4. Very useful	99. Don't know or n/a
6 Divisions System	5	37	196	202	4
6 Divisions System (%)	1.12%	8.28%	43.85%	45.19%	0.89%
Academic Majors System	11	65	255	218	4
Academic Majors System (%)	1.96%	11.57%	45.37%	38.79%	0.71%
Total	16	102	451	420	8
Total (%)	1.59%	10.11%	44.70%	41.63%	0.79%
(Blank)	3		9		
	0.67%		1.60%		1.19%
Total	447	562	1009		
	100.00%	100.00%	100.00%	100.00%	100.00%



Q3. About selection of your major: After you entered ICU, did you struggle in the process of choosing your major before making the final decision?

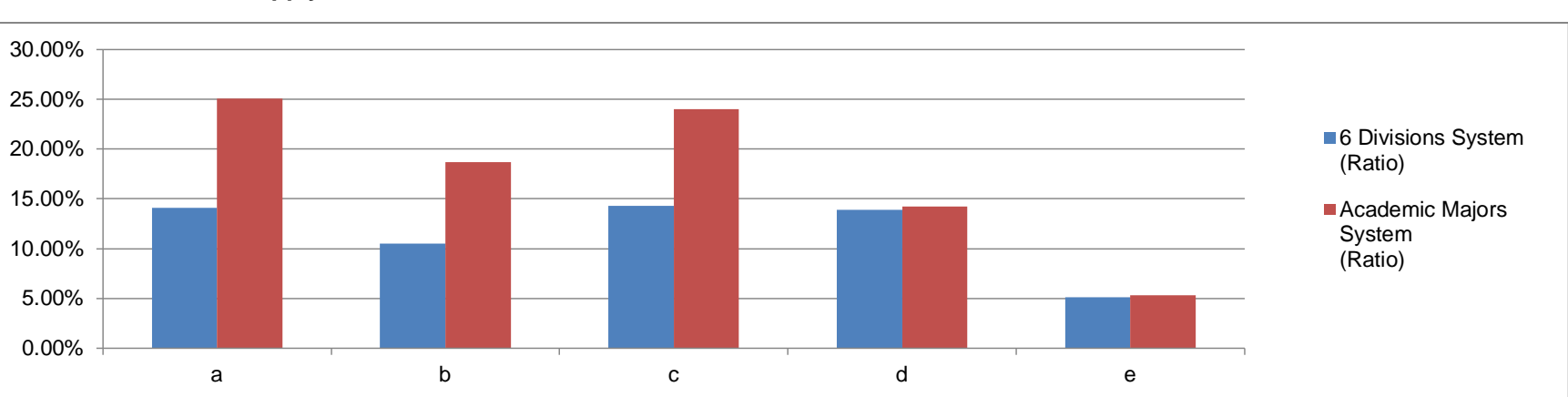
	1. Not at all	2. Not much	3. Yes	4. Very much	99. Don't know or n/a
6 Divisions System	60	172	162	50	2
6 Divisions System (%)	13.42%	38.48%	36.24%	11.19%	0.45%
Academic Majors System	42	142	237	137	3
Academic Majors System (%)	7.47%	25.27%	42.17%	24.38%	0.53%
Total	102	314	399	187	5
Total (%)	10.11%	31.12%	39.54%	18.53%	0.20%
(Blank)	1				
	0.22%				0.00%
Total	447	562	1009		
	100.00%	100.00%	100.00%	100.00%	100.00%



Q4. If you answered 4 or 3 in Q3: How do you evaluate the process of choosing your major now? Check all that apply.

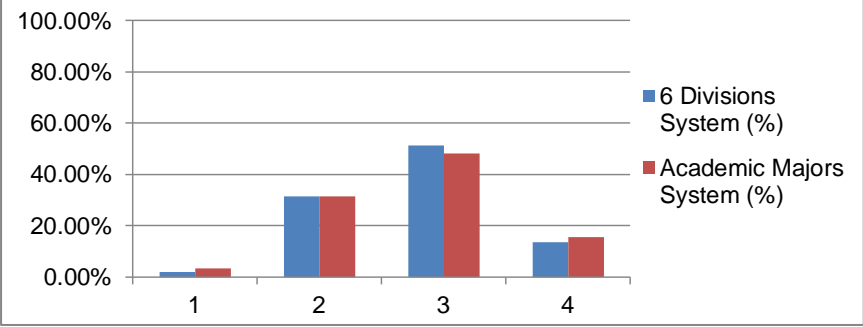
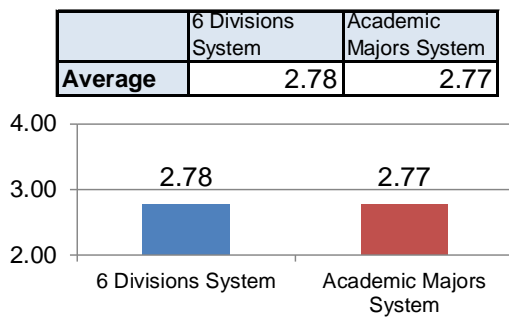
- a. I accept it positively because I was able to understand the differences between each major.
b. I was able to grow through the process.
c. I was able to find the major which was a really good fit for me.
d. I don't have any particular thoughts.
e. Other

Q4	6 Divisions System (of 447 respondents)	6 Divisions System (Ratio)	Academic Majors System (of 562 respondents)	Academic Majors System (Ratio)
a	63	14.09%	141	25.09%
b	47	10.51%	105	18.68%
c	64	14.32%	135	24.02%
d	62	13.87%	80	14.23%
e	23	5.15%	30	5.34%



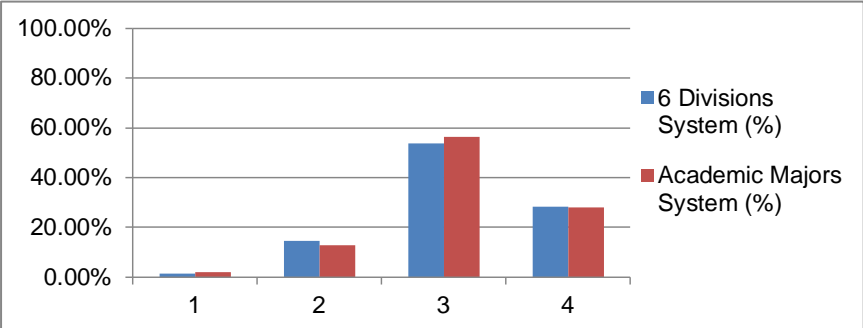
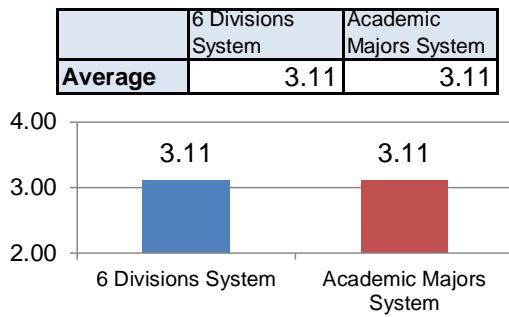
Q5. Do you think you were able to sufficiently deepen your studies in your major(s) through ICU's education?

	1. Strongly disagree	2. Disagree	3. Agree	4. Strongly agree	99. Don't know or n/a
6 Divisions System	9	141	229	61	7
6 Divisions System (%)	2.01%	31.54%	51.23%	13.65%	1.57%
Academic Majors System	18	177	271	88	8
Academic Majors System (%)	3.20%	31.49%	48.22%	15.66%	1.42%
Total	27	318	500	149	15
Total (%)	2.68%	31.52%	49.55%	14.77%	1.49%
(Blank)					
Total	447	562	1009		
	100.00%	100.00%	100.00%	100.00%	100.00%



Q6. How satisfied are you with the major(s) you selected?

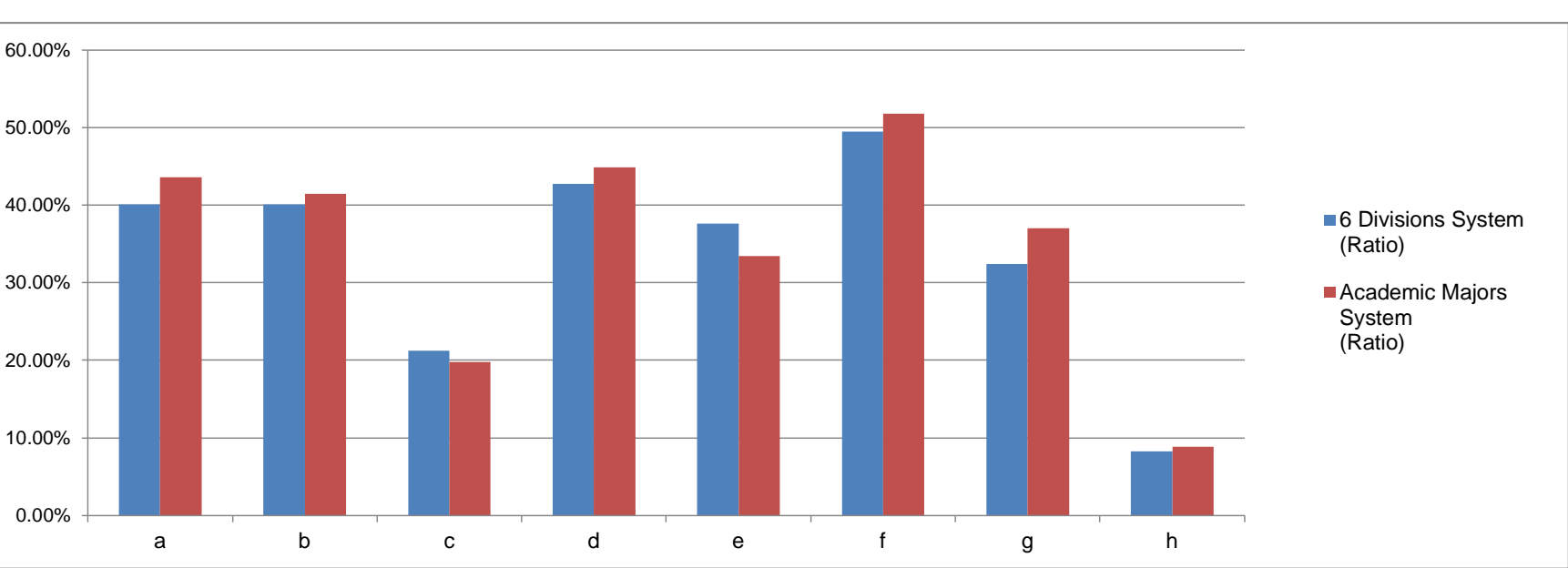
	1. Very dissatisfied	2. Dissatisfied	3. Satisfied	4. Very satisfied	99. Don't know or n/a
6 Divisions System	6	65	240	126	5
6 Divisions System (%)	1.34%	14.54%	53.69%	28.19%	1.12%
Academic Majors System	11	72	317	157	3
Academic Majors System (%)	1.96%	12.81%	56.41%	27.94%	0.53%
Total	17	137	557	283	8
Total (%)	1.68%	13.58%	55.20%	28.05%	0.79%
(Blank)					
Total	447	562	1009		
	100.00%	100.00%	100.00%	100.00%	100.00%



Q7. What were the factors that contributed to your satisfaction with your major? Check all that apply.

- a. I was able to receive good guidance from my senior thesis advisor.
b. Writing the senior thesis gave me a sense of accomplishment.
c. There was a variety in the faculty members' specialized fields in my major.
d. The faculty members in my major were accommodating.
e. A wide variety of classes were available in the major.
f. I was satisfied with the content of the major courses.
g. There were opportunities to communicate with ICU students in the major.
h. Other

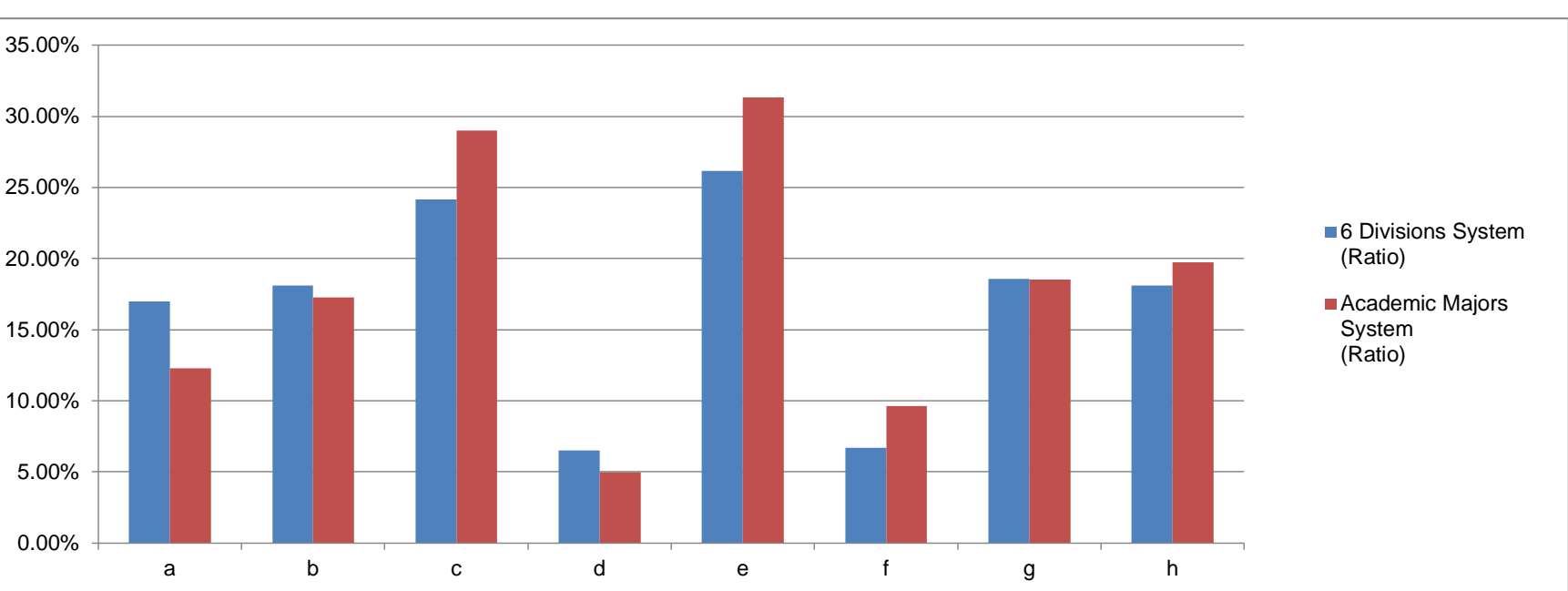
Q7	6 Divisions System (of 447 respondents)	6 Divisions System (Ratio)	Academic Majors System (of 562 respondents)	Academic Majors System (Ratio)
a	179	40.04%	245	43.59%
b	179	40.04%	233	41.46%
c	95	21.25%	111	19.75%
d	191	42.73%	252	44.84%
e	168	37.58%	188	33.45%
f	221	49.44%	291	51.78%
g	145	32.44%	208	37.01%
h	37	8.28%	50	8.90%



Q8. What were the factors that led to your dissatisfaction with the major? Check all that apply.

- a. I was unable to receive good guidance from my senior thesis advisor.
b. Writing the senior thesis did not give me a sense of accomplishment.
c. There was not enough variety in the faculty members' specialized fields in my major.
d. The faculty members in my major were not very accommodating.
e. A wide variety of classes were not available in the major.
f. I was not satisfied with the content of the major courses.
g. There were few opportunities to communicate with ICU students in the major.
h. Other

Q8	6 Divisions System (of 447 respondents)	6 Divisions System (Ratio)	Academic Majors System (of 562 respondents)	Academic Majors System (Ratio)
a	76	17.00%	69	12.28%
b	81	18.12%	97	17.26%
c	108	24.16%	163	29.00%
d	29	6.49%	28	4.98%
e	117	26.17%	176	31.32%
f	30	6.71%	54	9.61%
g	83	18.57%	104	18.51%
h	81	18.12%	111	19.75%

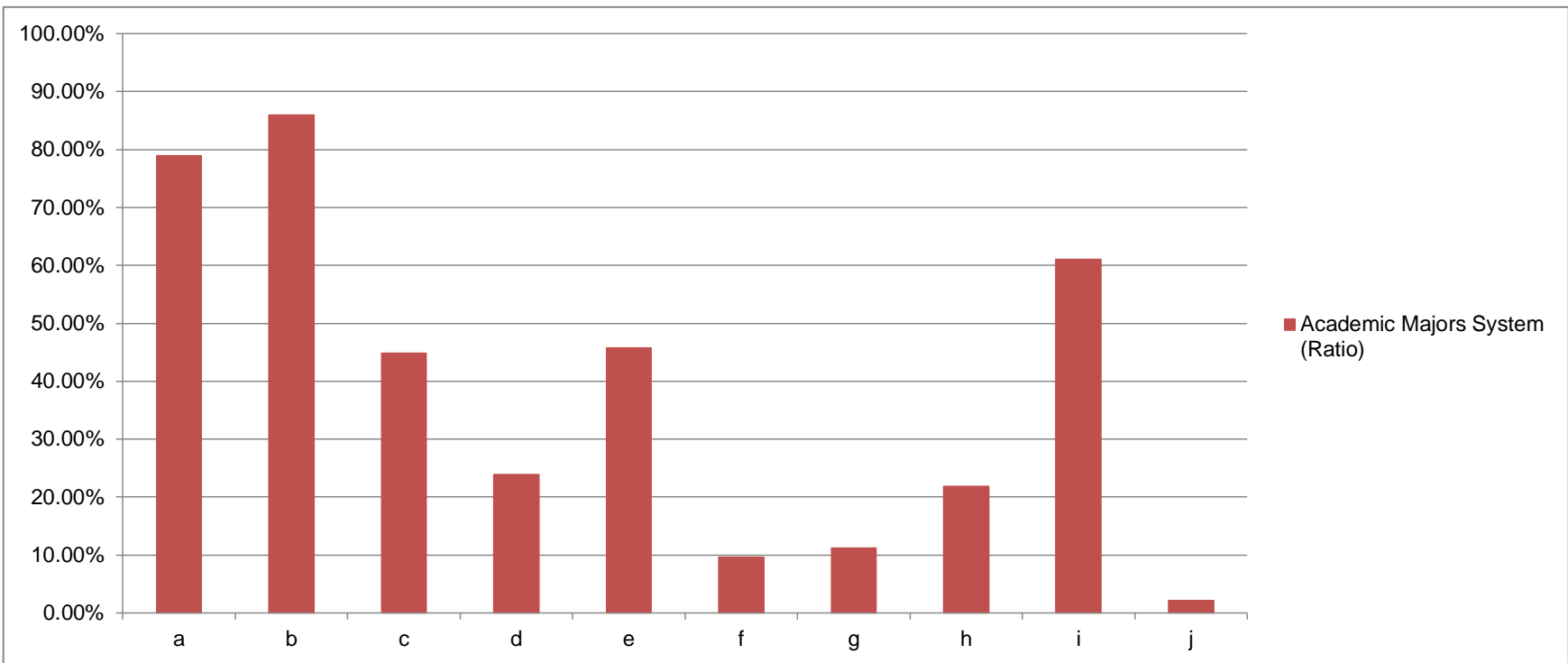


Q9. Please comment on Q3-Q8. (Optional)

Q10. To those who entered ICU in and after 2008: What do you think are the advantages of ICU's "Major System"? Check all that apply.

- a. I did not have to decide on my major before entering ICU.
- b. I was able to explore diverse fields of study.
- c. I was able to choose a major type (i.e. Single Major, Double Major, Major/Minor).
- d. I was able to change majors.
- e. There were many majors to choose from.
- f. The guidance provided by the major on which courses to take was sufficient.
- g. The curriculum of the major was easy to understand.
- h. I was able to deepen my studies in my major.
- i. I was able to deepen my studies in fields other than in my major.
- j. Other

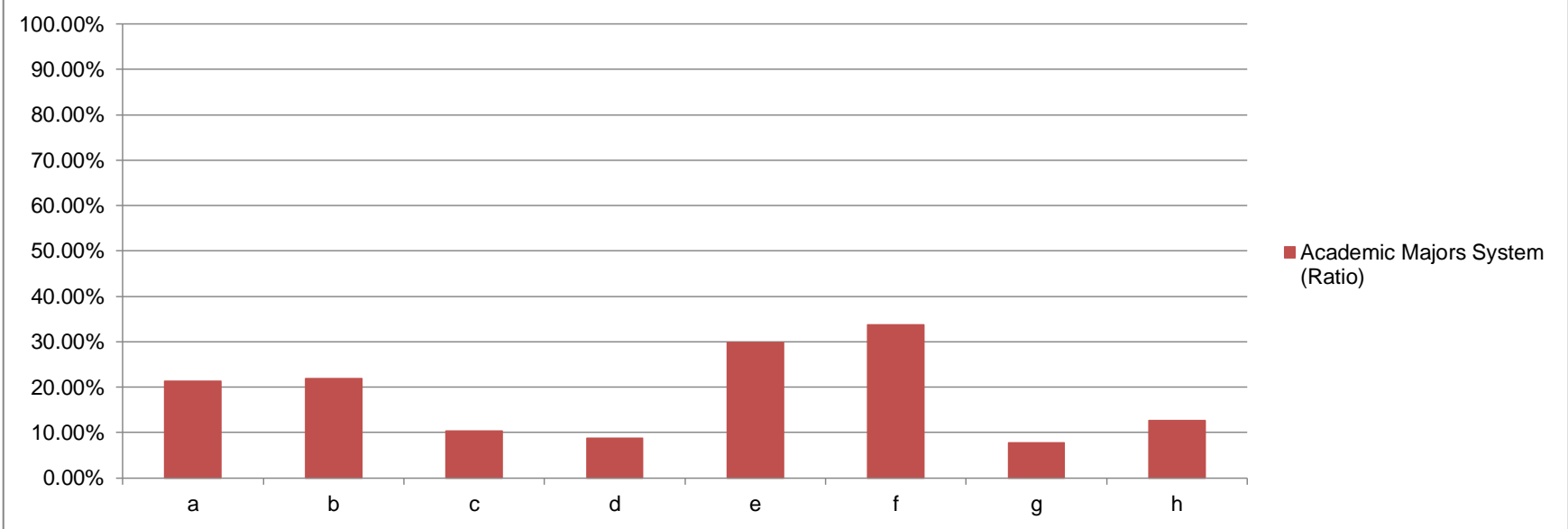
Q10	Academic Majors System (of 562 respondents)	Academic Majors System (Ratio)
a	444	79.00%
b	483	85.94%
c	252	44.84%
d	134	23.84%
e	257	45.73%
f	54	9.61%
g	63	11.21%
h	123	21.89%
i	343	61.03%
j	12	2.14%



Q11. To those who entered ICU in and after 2008: What do you think are the areas of improvement for ICU's "Major System"? Check all that apply.

- a. There were similar majors, and I was unable to distinguish the differences between them.
- b. The guidance provided by the major on which courses to take was insufficient.
- c. There were too many majors to choose from.
- d. I was unable to fulfill the prerequisites and could not choose the major I wanted.
- e. The curriculum of the major was difficult to understand.
- f. I was not able to deepen my studies in my major.
- g. I was not able to deepen my studies in the fields other than in my major.
- h. Other

Q11	Academic Majors System (of 562 respondents)	Academic Majors System (Ratio)
a	120	21.35%
b	123	21.89%
c	58	10.32%
d	49	8.72%
e	168	29.89%
f	190	33.81%
g	44	7.83%
h	71	12.63%

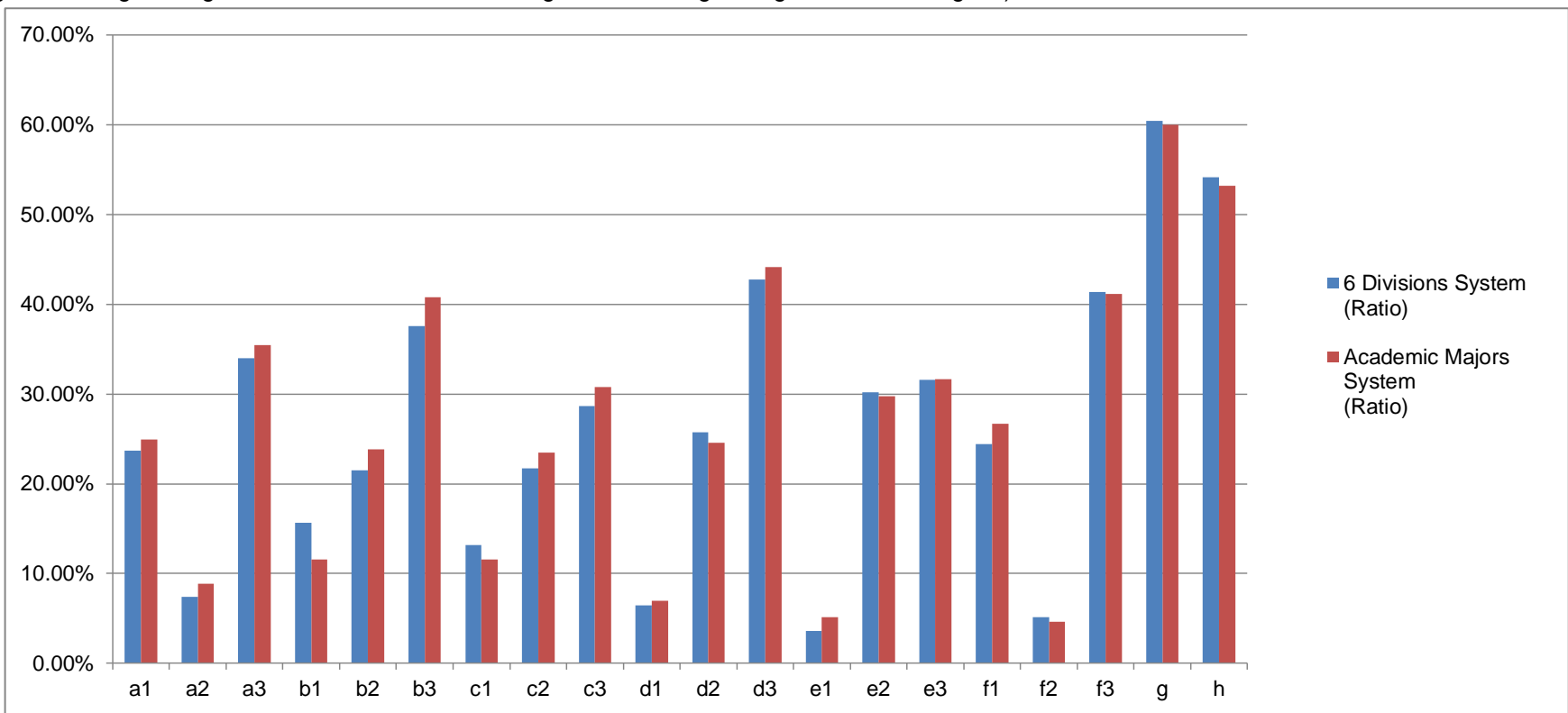


Q12. Please comment on Q10–Q11. (Optional)

Q13. About ICU classes in general: Are the following academic skills you acquired through ICU still useful now? Check all that apply.

- a. Presentation skills (1. Japanese 2. English 3. Both)
- b. Writing skills (1. Japanese 2. English 3. Both)
- c. Speaking skills (1. Japanese 2. English 3. Both)
- d. Reading skills (1. Japanese 2. English 3. Both)
- e. Listening skills (1. Japanese 2. English 3. Both)
- f. Discussion skills (1. Japanese 2. English 3. Both)
- g. Research skills (e.g. Ability to set a research question to resolve problems and to collect, analyze, and evaluate information.)
- h. Study skills (e.g. Academic skills and learning methods including note-taking, finding books/references, summarizing them, and organizing ideas and thoughts.)

Q13	6 Divisions System (of 447 respondents)	6 Divisions System (Ratio)	Academic Majors System (of 562 respondents)	Academic Majors System (Ratio)
a1	106	23.71%	140	24.91%
a2	33	7.38%	50	8.90%
a3	152	34.00%	199	35.41%
b1	70	15.66%	65	11.57%
b2	96	21.48%	134	23.84%
b3	168	37.58%	229	40.75%
c1	59	13.20%	65	11.57%
c2	97	21.70%	132	23.49%
c3	128	28.64%	173	30.78%
d1	29	6.49%	39	6.94%
d2	115	25.73%	138	24.56%
d3	191	42.73%	248	44.13%
e1	16	3.58%	29	5.16%
e2	135	30.20%	167	29.72%
e3	141	31.54%	178	31.67%
f1	109	24.38%	150	26.69%
f2	23	5.15%	26	4.63%
f3	185	41.39%	231	41.10%
g	270	60.40%	337	59.96%
h	242	54.14%	299	53.20%
n/a	8	1.79%	2	0.36%



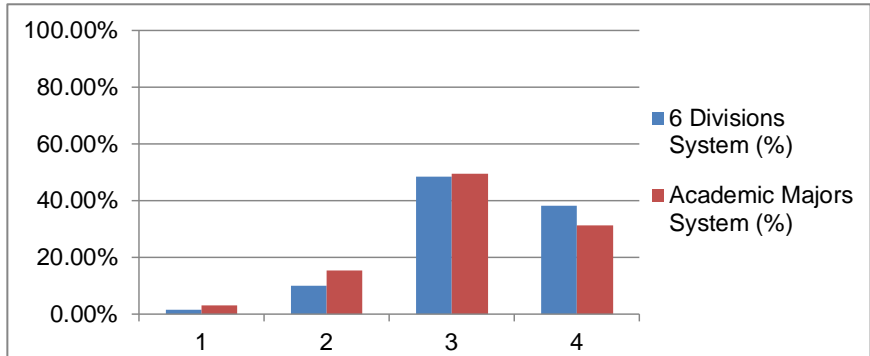
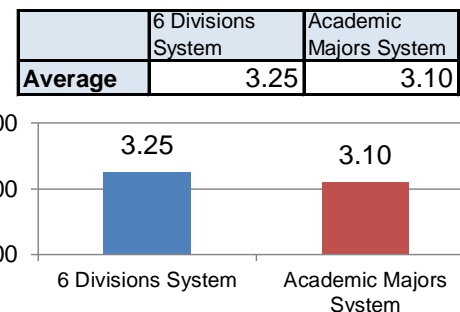
International character

Q14. To what extent do you think ICU realized its Japanese-English bilingualism?

- 1. Strongly disagree 2. Disagree 3. Agree 4. Strongly agree 99. Don't know or n/a

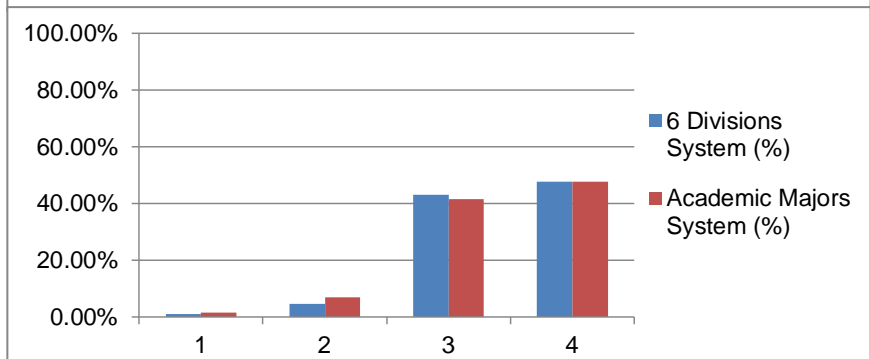
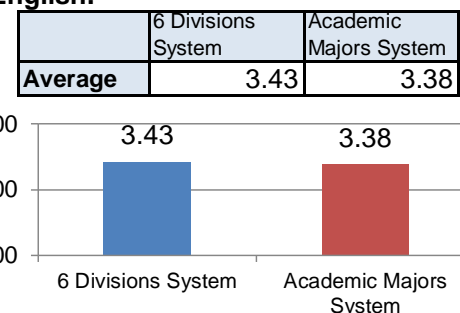
a. The major courses were offered in both Japanese and English other than the Language Program courses.

	6 Divisions System	6 Divisions System (%)	Academic Majors System	Academic Majors System (%)	Total	Total (%)
1	7	1.57%	17	3.02%	24	2.38%
2	45	10.07%	87	15.48%	132	13.08%
3	217	48.55%	278	49.47%	495	49.06%
4	171	38.26%	176	31.32%	347	34.39%
99	4	0.89%	3	0.53%	7	0.69%
NULL	3	0.67%	1	0.18%	4	0.40%
Total	447	100.00%	562	100.00%	1009	100.00%



b. Means of support and information (pamphlets, signage, internal websites) were provided in both Japanese and English.

	6 Divisions System	6 Divisions System (%)	Academic Majors System	Academic Majors System (%)	Total	Total (%)
1	4	0.89%	9	1.60%	13	1.29%
2	21	4.70%	39	6.94%	60	5.95%
3	192	42.95%	233	41.46%	425	42.12%
4	213	47.65%	268	47.69%	481	47.67%
99	12	2.68%	11	1.96%	23	2.28%
NULL	5	1.12%	2	0.36%	7	0.69%
Total	447	100.00%	562	100.00%	1009	100.00%



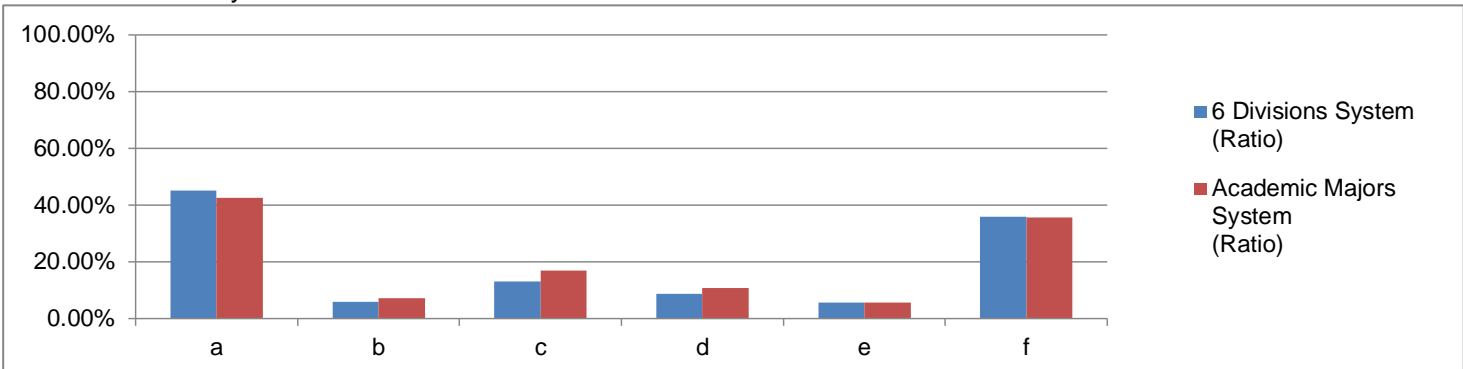
c. Other (Specify:)

Q15. What did you learn from the environment of Japanese-English bilingualism?

Q16. Check all overseas program experiences that apply to you.

- a. I experienced the SEA Program offered by ICU.
- b. I experienced study abroad through a summer program (Cambridge, UC, French Studies Abroad, Overseas Teaching Practicum in Japanese, etc.) offered by ICU.
- c. I experienced study abroad through the exchange program offered by ICU.
- d. I experienced overseas internship through International Service Learning, Work Camp, and/or other volunteer opportunities offered by ICU.
- e. I experienced study abroad through a program offered outside ICU.
- f. I did not experience study abroad while at ICU.

	6 Divisions System (of 447 respondents)	6 Divisions System (Ratio)	Academic Majors System (of 562 respondents)	Academic Majors System (Ratio)
a	202	45.19%	240	42.70%
b	27	6.04%	40	7.12%
c	59	13.20%	96	17.08%
d	39	8.72%	61	10.85%
e	26	5.82%	32	5.69%
f	161	36.02%	201	35.77%

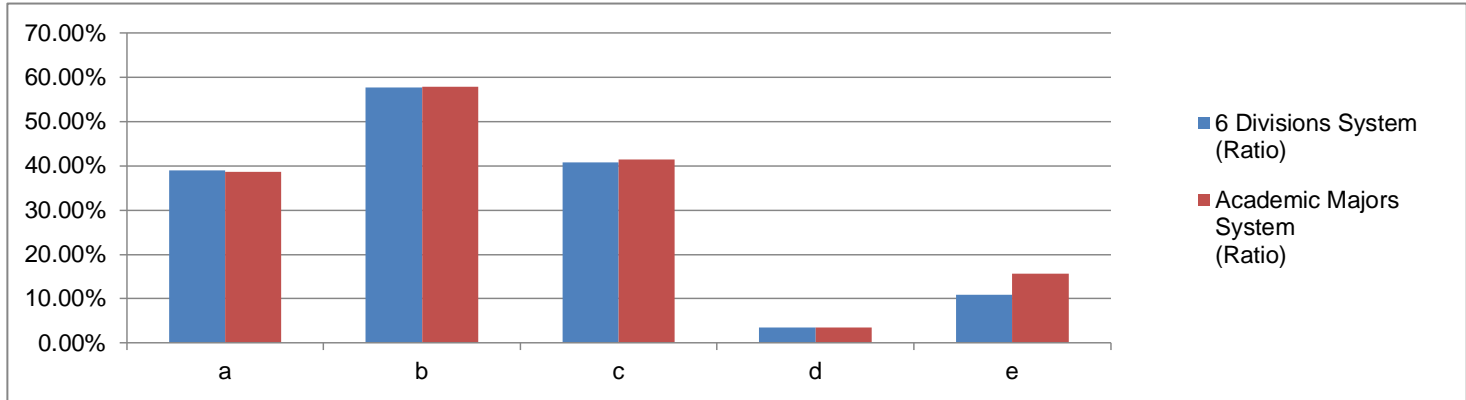


Q17. Please fill out if your answer was a–e in Q16. How has your experience of study abroad while at ICU been useful at work and in other life situations?

Q18. What are some of the study abroad opportunities you would like ICU to develop? Check all that apply.

- a. Language study programs other than English
b. Overseas internships
c. Conferences and symposiums to give presentations etc.
d. Other ()
e. Nothing in particular

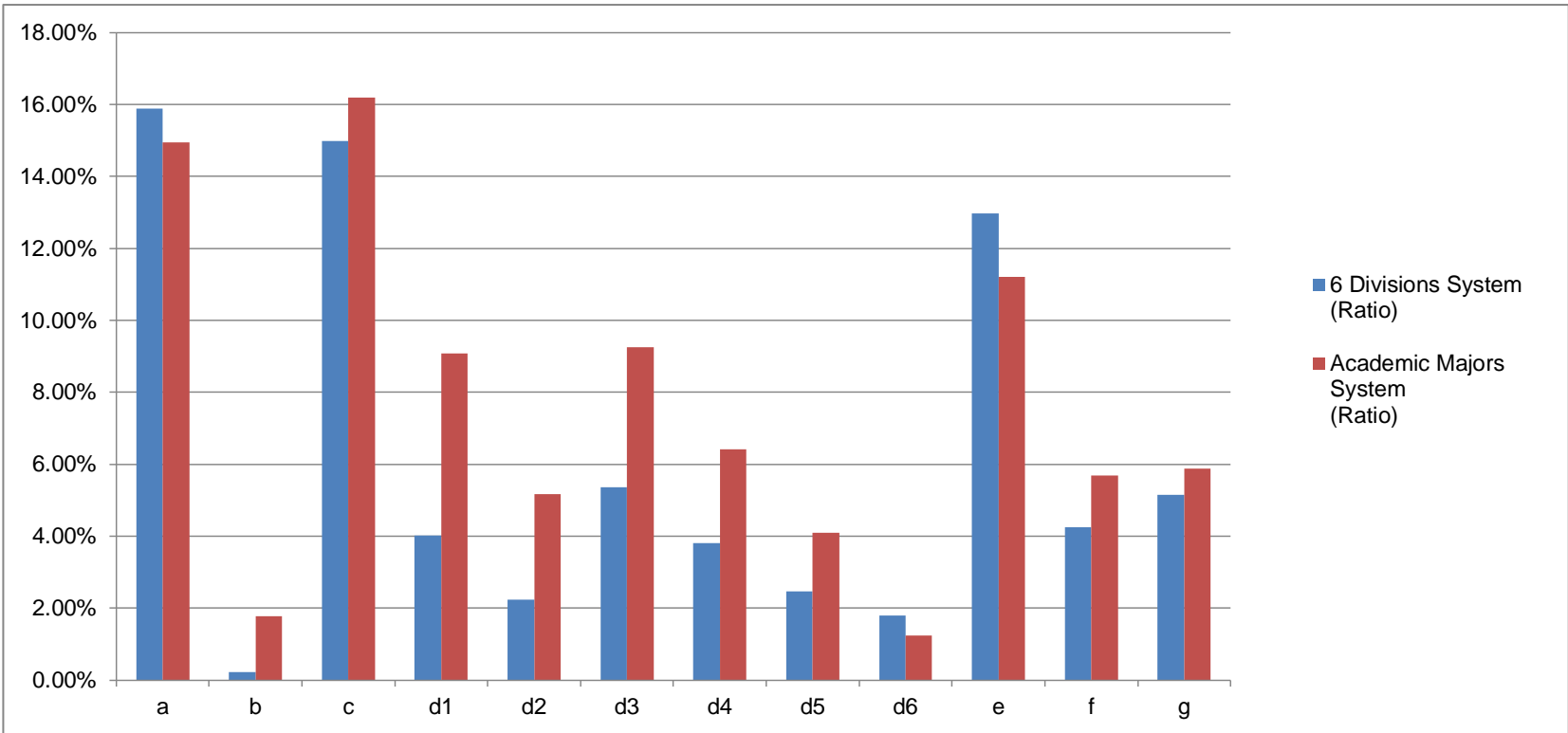
	6 Divisions System (of 447 respondents)	6 Divisions System (Ratio)	Academic Majors System (of 562 respondents)	Academic Majors System (Ratio)
a	174	38.93%	217	38.61%
b	258	57.72%	325	57.83%
c	182	40.72%	233	41.46%
d	16	3.58%	20	3.56%
e	49	10.96%	88	15.66%



Q19. If you did not participate in any study abroad programs while at ICU: Why did you not participate? Check all that apply.

- a. I already had experience of study abroad or living abroad before coming to ICU.
b. I planned to study abroad after graduation.
c. It was difficult for me financially.
d. I wanted to stay at ICU. (Please select as many as you like.)
(Main reasons: 1. Academics 2. Friends 3. Co-curricular activities
4. Student life in general 5. Job-hunting 6. Other)
e. I did not have enough motivation to study abroad or take other overseas programs.
f. I did not fulfill the requirements such as grades, English scores, and credits.
g. Other ()

	6 Divisions System (of 447 respondents)	6 Divisions System (Ratio)	Academic Majors System (of 562 respondents)	Academic Majors System (Ratio)
a	71	15.88%	84	14.95%
b	1	0.22%	10	1.78%
c	67	14.99%	91	16.19%
d1	18	4.03%	51	9.07%
d2	10	2.24%	29	5.16%
d3	24	5.37%	52	9.25%
d4	17	3.80%	36	6.41%
d5	11	2.46%	23	4.09%
d6	8	1.79%	7	1.25%
e	58	12.98%	63	11.21%
f	19	4.25%	32	5.69%
g	23	5.15%	33	5.87%

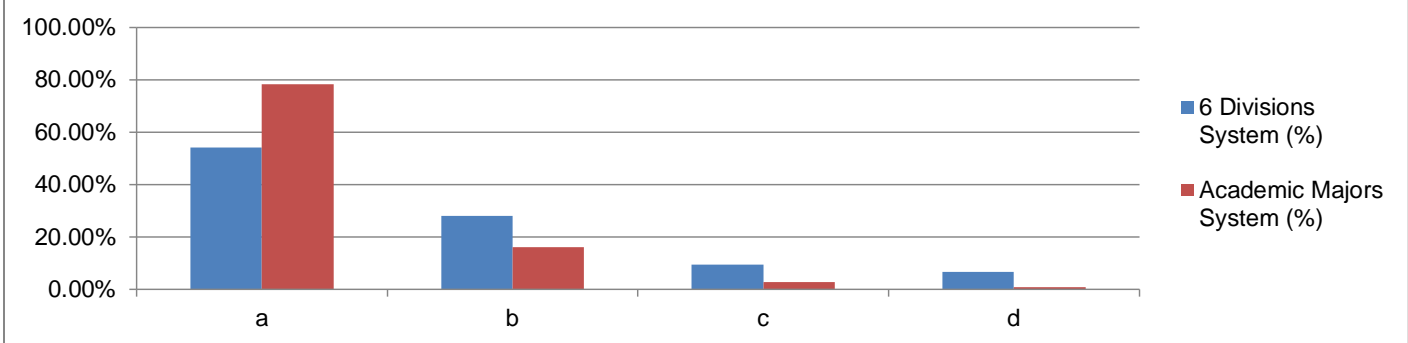


Career after graduation

Q20. How many times have you changed your job after you graduated from ICU? (Including a change from employed to freelance etc.)

- a. 0 time b. 1 time c. 2 times d. 3 times or more

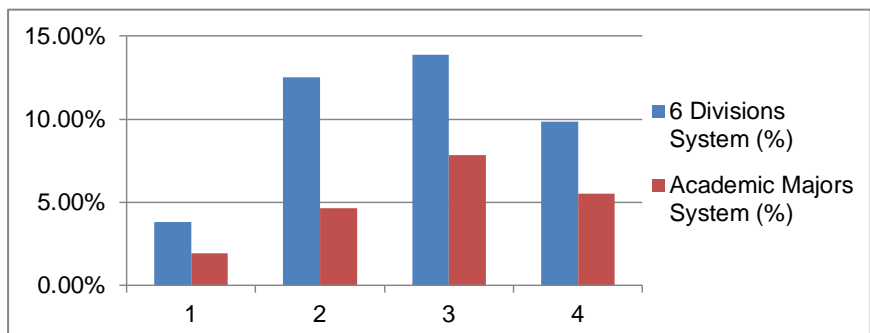
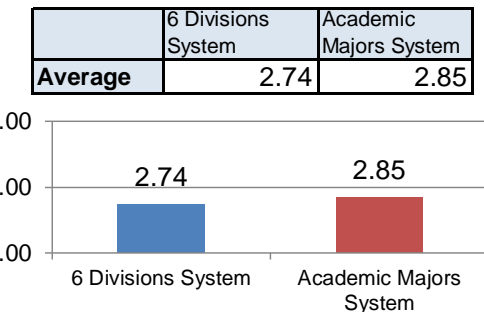
	6 Divisions System	6 Divisions System (%)	Academic Majors System	Academic Majors System (%)	Total	Total (%)
a	242	54.14%	440	78.29%	682	67.59%
b	125	27.96%	90	16.01%	215	21.31%
c	42	9.40%	16	2.85%	58	5.75%
d	30	6.71%	5	0.89%	35	3.47%
NULL	8	1.79%	11	1.96%	19	1.88%
Total	447	100.00%	562	100.00%	1009	100.00%



Q21. To those who have changed their job: Did your experience at ICU influence your decision in any way?

4. Very much
3. To a certain extent
2. Not much
1. Not at all
99. Don't know or n/a

	6 Divisions System	6 Divisions System (%)	Academic Majors System	Academic Majors System (%)	Total	Total (%)
1	17	3.80%	11	1.96%	28	2.78%
2	56	12.53%	26	4.63%	82	8.13%
3	62	13.87%	44	7.83%	106	10.51%
4	44	9.84%	31	5.52%	75	7.43%
99	20	4.47%	21	3.74%	41	4.06%
NULL	248	55.48%	429	76.33%	677	67.10%
Total	447	100.00%	562	100.00%	1009	100.00%



Q22. If you selected 4 or 3 in Q21: In what ways did your experience at ICU influence your decision?

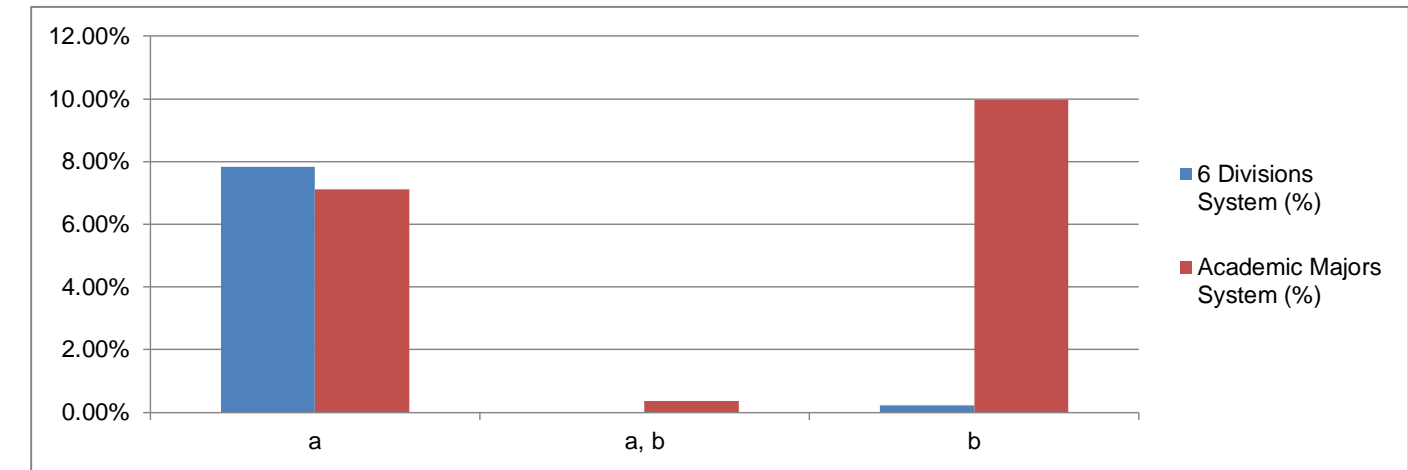
ICU Dormitories

Q23. Please answer if you lived in on-campus dormitories.

1. Please select the dorm you lived in (either a or b).

- a. Traditional dorm (1-4WD,1-2MD, Canada House, Global House)
b. New dorm (Ginkgo, Oak, Zelkova)

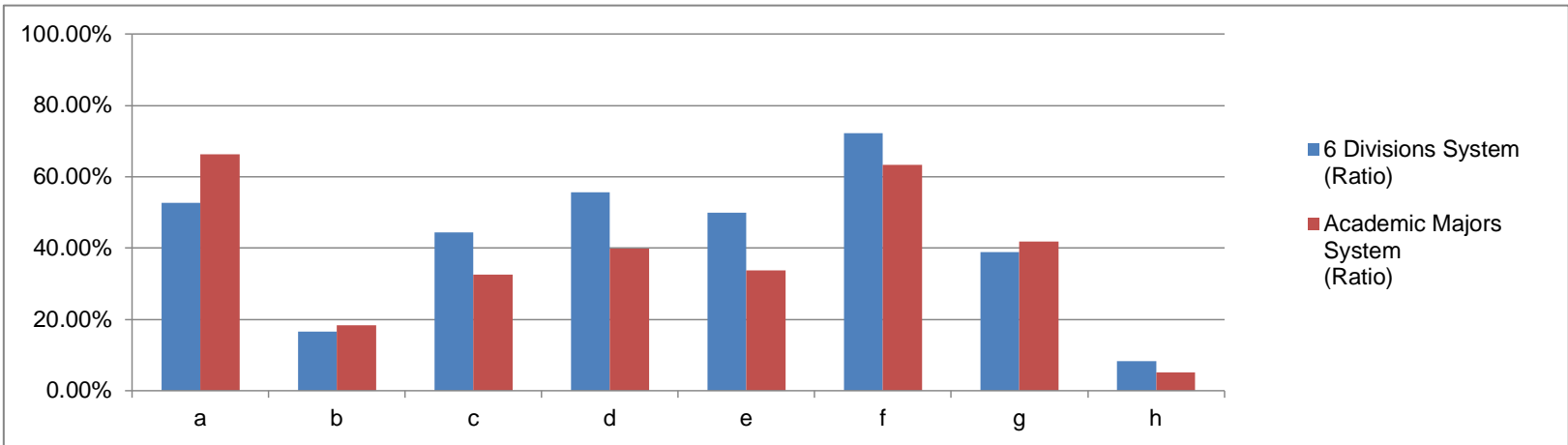
	6 Divisions System	6 Divisions System (%)	Academic Majors System	Academic Majors System (%)	Total	Total (%)
a	35	7.83%	40	7.12%	75	7.43%
a, b		0.00%	2	0.36%	2	0.20%
b	1	0.22%	56	9.96%	57	5.65%
(Blank)	411	91.95%	464	82.56%	875	86.72%
Total	447	100.00%	562	100.00%	1009	100.00%



2. Why did you choose to live in a dorm? Check all that apply.

- a. My family lived far away.
b. It was my family's strong wish.
c. I expected to make friends who would become like a real family.
d. I wanted to grow as a person.
e. I wanted to have an international experience in the dorm.
f. The dorm was conveniently located on campus.
g. It was necessary for me to live in the dorm for financial reasons.
h. Other ()

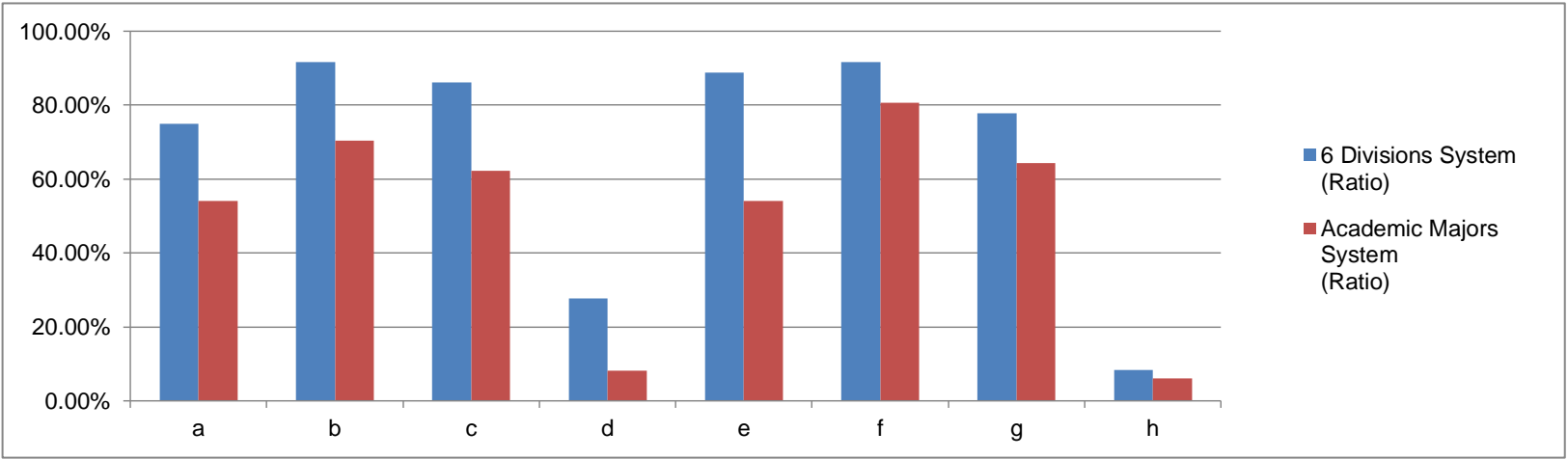
	6 Divisions System (of 36 respondents)	6 Divisions System (Ratio)	Academic Majors System (of 98 respondents)	Academic Majors System (Ratio)
a	19	52.78%	65	66.33%
b	6	16.67%	18	18.37%
c	16	44.44%	32	32.65%
d	20	55.56%	39	39.80%
e	18	50.00%	33	33.67%
f	26	72.22%	62	63.27%
g	14	38.89%	41	41.84%
h	3	8.33%	5	5.10%



3. What were the strengths of the ICU dorms? Check all that apply.

- a. They had shared rooms and unit rooms instead of private rooms.
b. Being able to live together with people from different nationalities.
c. Being able to live together with people of different ages.
d. Being able to communicate with office staff and faculty members.
e. They were student-run.
f. They were conveniently located on campus.
g. Being able to have dorm mates who are like a real family.
h. Other ()

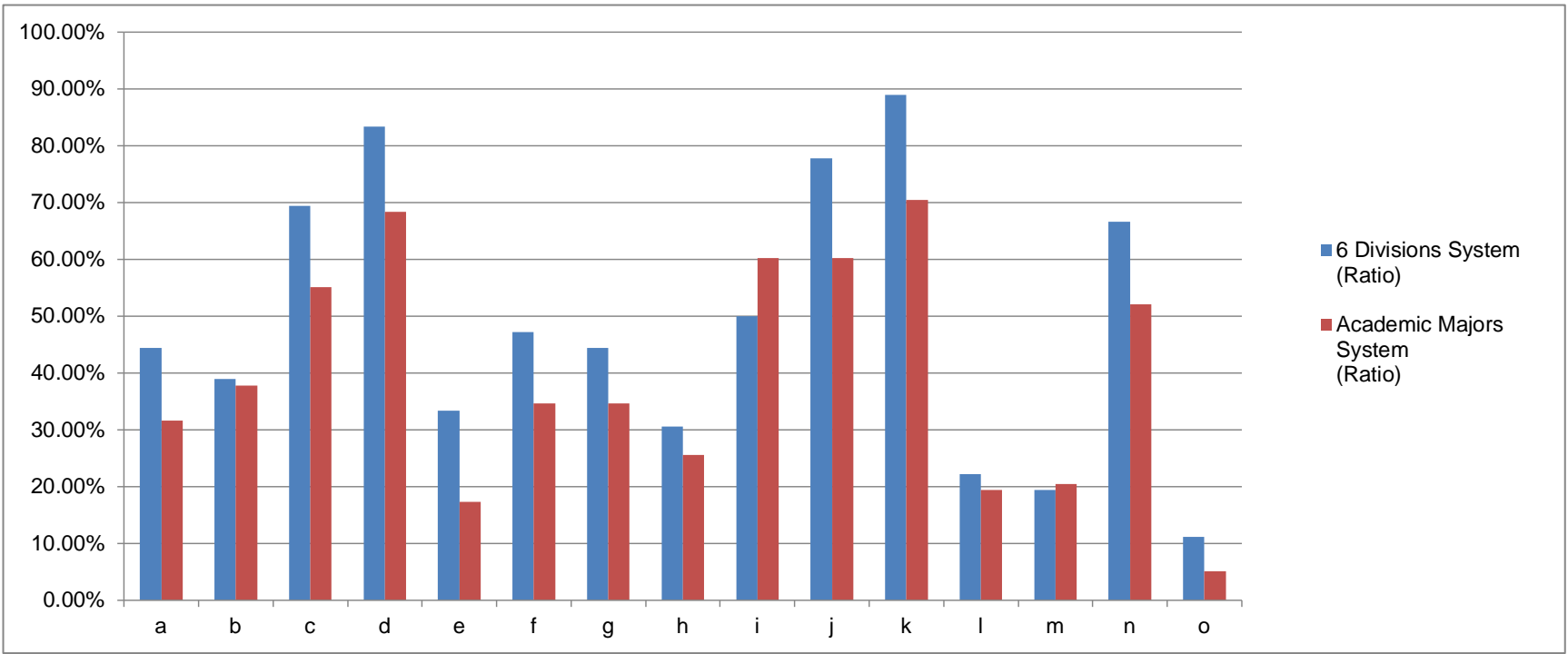
	6 Divisions System (of 36 respondents)	6 Divisions System (Ratio)	Academic Majors System (of 98 respondents)	Academic Majors System (Ratio)
a	27	75.00%	53	54.08%
b	33	91.67%	69	70.41%
c	31	86.11%	61	62.24%
d	10	27.78%	8	8.16%
e	32	88.89%	53	54.08%
f	33	91.67%	79	80.61%
g	28	77.78%	63	64.29%
h	3	8.33%	6	6.12%



4. What skills or abilities did you develop through living in the dorm and are still useful now? Check all that apply.

- a. Independence
b. Problem-solving skills
c. Flexibility
d. Ability to work with others
e. Leadership
f. Followership (Spontaneously supporting a leader to achieve the goals of a group)
g. Responsibility
h. Activeness
i. Self-management
j. Ability to build relationships with others
k. Understanding of diversity
l. Ability to plan and implement
m. Self-motivation
n. Behavior that is appropriate within the rules and limitations of an organization or a society
o. Other

	6 Divisions System (of 36 respondents)	6 Divisions System (Ratio)	Academic Majors System (of 98 respondents)	Academic Majors System (Ratio)
a	16	44.44%	31	31.63%
b	14	38.89%	37	37.76%
c	25	69.44%	54	55.10%
d	30	83.33%	67	68.37%
e	12	33.33%	17	17.35%
f	17	47.22%	34	34.69%
g	16	44.44%	34	34.69%
h	11	30.56%	25	25.51%
i	18	50.00%	59	60.20%
j	28	77.78%	59	60.20%
k	32	88.89%	69	70.41%
l	8	22.22%	19	19.39%
m	7	19.44%	20	20.41%
n	24	66.67%	51	52.04%
o	4	11.11%	5	5.10%



5. In what ways has the experience of living in the dorm had an impact on your personal growth?

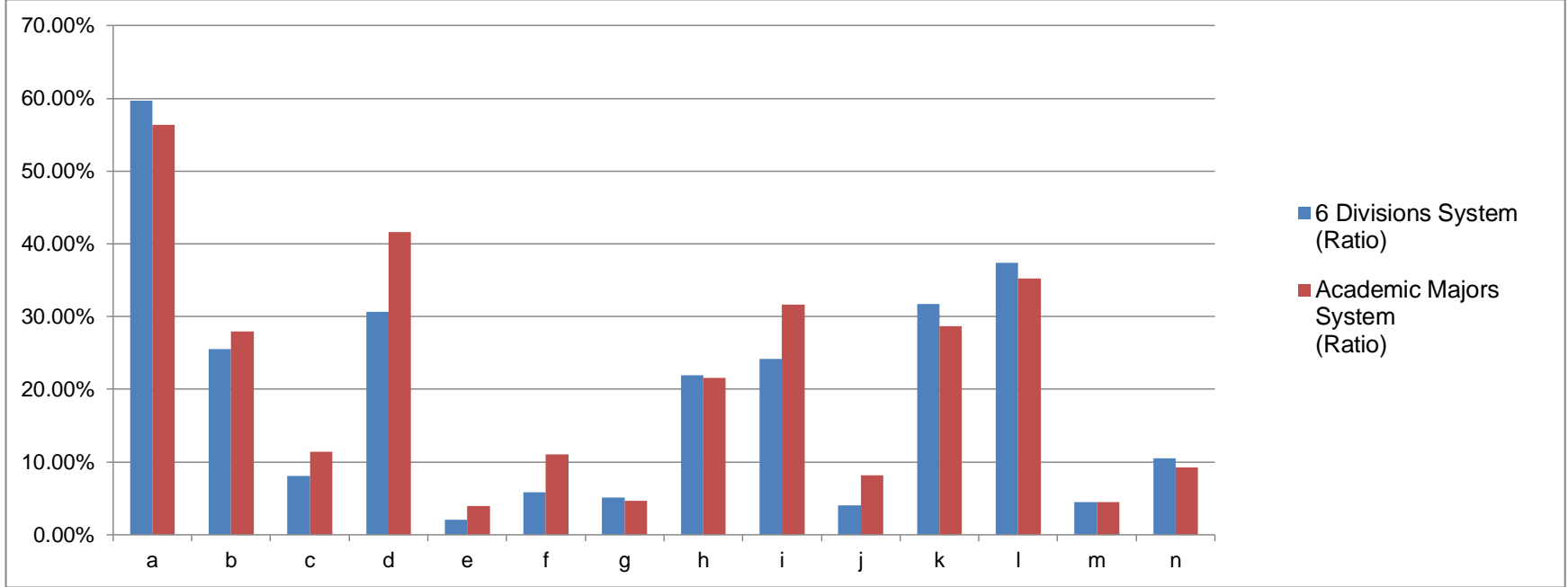
Christianity

Q24. Please answer how Christianity had an impact on you.

1. Through what experience did you feel that your interest or understanding in Christianity deepened? Check all that apply.

- a. Classes (Title of the course:)
b. Interaction with faculty members
c. Interaction with university pastors
d. Interaction with Christian students
e. Life in a dormitory
f. Student activities (bible studies, readings, club activities)
g. Work Camp and/or a Study Tour
h. University Church Services (Chapel Hour)
i. Candle Light Service
j. ICU Church Sunday Services
k. Christianity Week
l. Matriculation and Graduation Ceremonies
m. Other (Specify:)
n. My interest and understanding have not deepened.

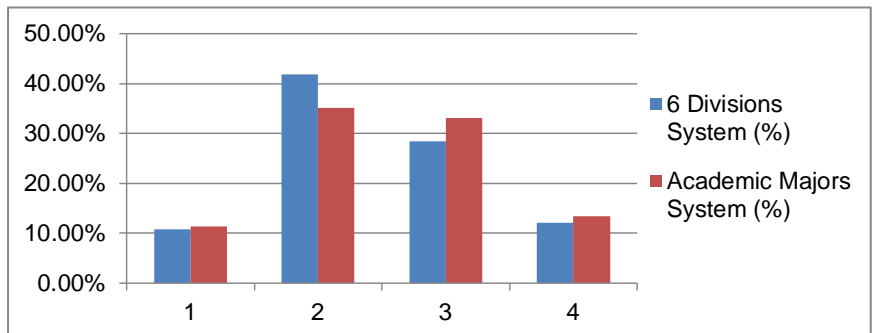
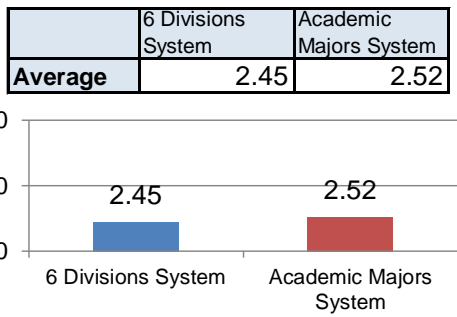
	6 Divisions System (of 447 respondents)	6 Divisions System (Ratio)	Academic Majors System (of 562 respondents)	Academic Majors System (Ratio)
a	267	59.73%	317	56.41%
b	114	25.50%	157	27.94%
c	36	8.05%	64	11.39%
d	137	30.65%	234	41.64%
e	9	2.01%	22	3.91%
f	26	5.82%	62	11.03%
g	23	5.15%	26	4.63%
h	98	21.92%	121	21.53%
i	108	24.16%	178	31.67%
j	18	4.03%	46	8.19%
k	142	31.77%	161	28.65%
l	167	37.36%	198	35.23%
m	20	4.47%	25	4.45%
n	47	10.51%	52	9.25%



2. Do a Christian way of thinking and its teachings have any influence on the ways you think and/or live?

4. Strongly agree
3. Agree
2. Disagree
1. Strongly disagree
99. Don't know or n/a

	6 Divisions System	6 Divisions System (%)	Academic Majors System	Academic Majors System (%)	Total	Total (%)
1	48	10.74%	64	11.39%	112	11.10%
2	187	41.83%	197	35.05%	384	38.06%
3	127	28.41%	186	33.10%	313	31.02%
4	54	12.08%	75	13.35%	129	12.78%
99	29	6.49%	38	6.76%	67	6.64%
NULL	2	0.45%	2	0.36%	4	0.40%
Total	447	100.00%	562	100.00%	1009	100.00%



3. If you answered 4 or 3 in the question above, what kind of influence do they have on you now? (Even small things are fine.)

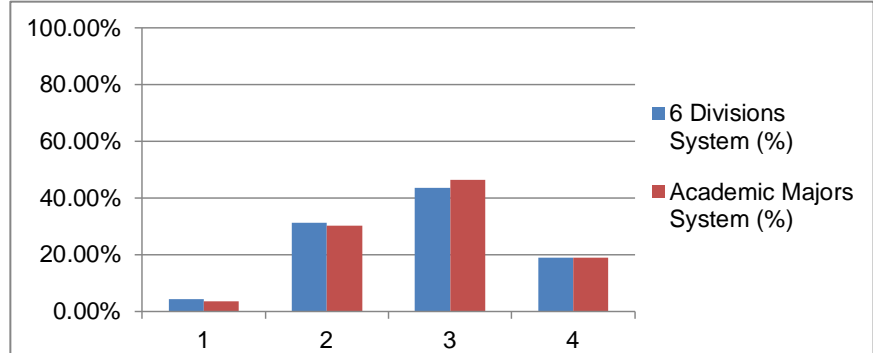
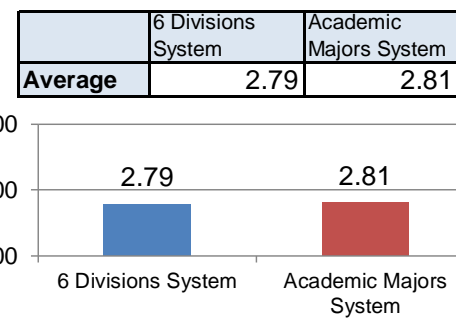
Impact of ICU

Q25. Please evaluate your development of the following understandings and awareness as a result of the time spent at ICU.

1. Strongly disagree 2. Disagree 3. Agree 4. Strongly agree 99. Don't know or n/a

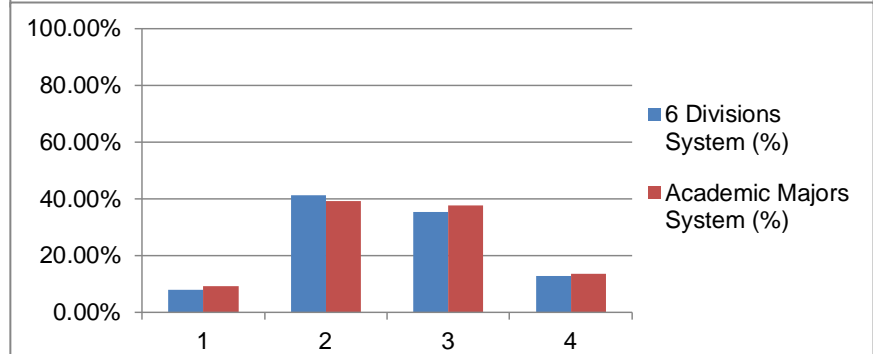
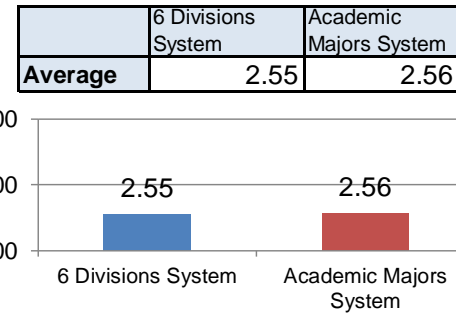
a. My understanding of Japan deepened.

Q25a	6 Divisions System	6 Divisions System (%)	Academic Majors System	Academic Majors System (%)	Total	Total (%)
1	19	4.25%	20	3.56%	39	3.87%
2	139	31.10%	170	30.25%	309	30.62%
3	195	43.62%	260	46.26%	455	45.09%
4	84	18.79%	106	18.86%	190	18.83%
99	4	0.89%	4	0.71%	8	0.79%
NULL	6	1.34%	2	0.36%	8	0.79%
Total	447	100.00%	562	100.00%	1009	100.00%



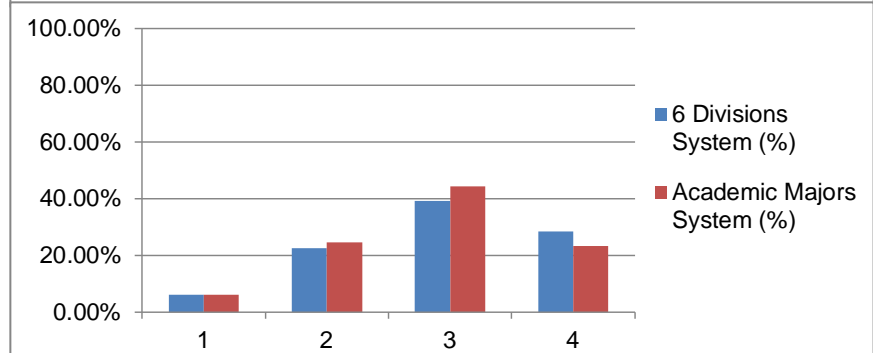
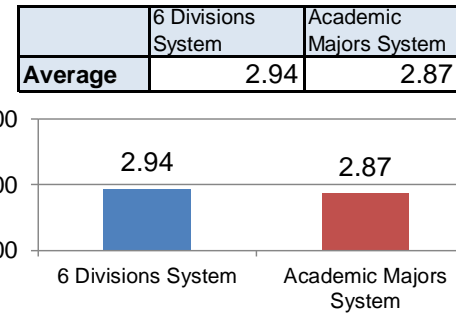
b. My understanding of Asia (excluding Japan) deepened.

Q25b	6 Divisions System	6 Divisions System (%)	Academic Majors System	Academic Majors System (%)	Total	Total (%)
1	35	7.83%	51	9.07%	86	8.52%
2	184	41.16%	220	39.15%	404	40.04%
3	158	35.35%	212	37.72%	370	36.67%
4	57	12.75%	76	13.52%	133	13.18%
99	7	1.57%	2	0.36%	9	0.89%
NULL	6	1.34%	1	0.18%	7	0.69%
Total	447	100.00%	562	100.00%	1009	100.00%



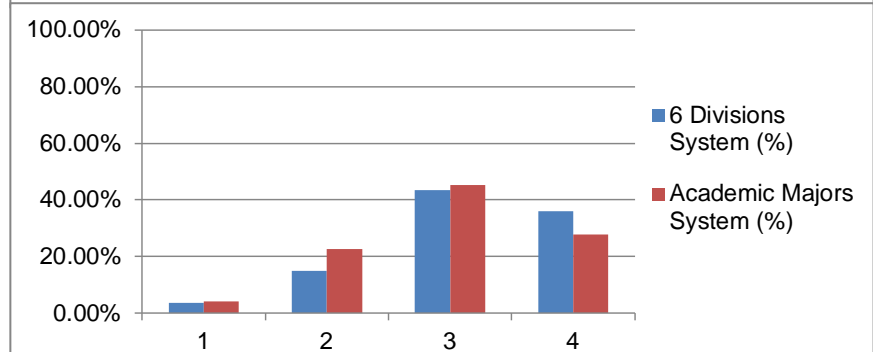
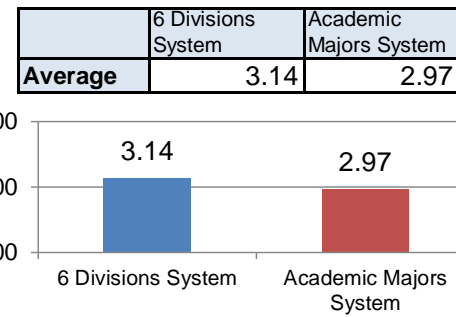
c. My awareness as a global citizen increased.

Q25c	6 Divisions System	6 Divisions System (%)	Academic Majors System	Academic Majors System (%)	Total	Total (%)
1	27	6.04%	34	6.05%	61	6.05%
2	100	22.37%	137	24.38%	237	23.49%
3	175	39.15%	248	44.13%	423	41.92%
4	127	28.41%	131	23.31%	258	25.57%
99	13	2.91%	11	1.96%	24	2.38%
NULL	5	1.12%	1	0.18%	6	0.59%
Total	447	100.00%	562	100.00%	1009	100.00%



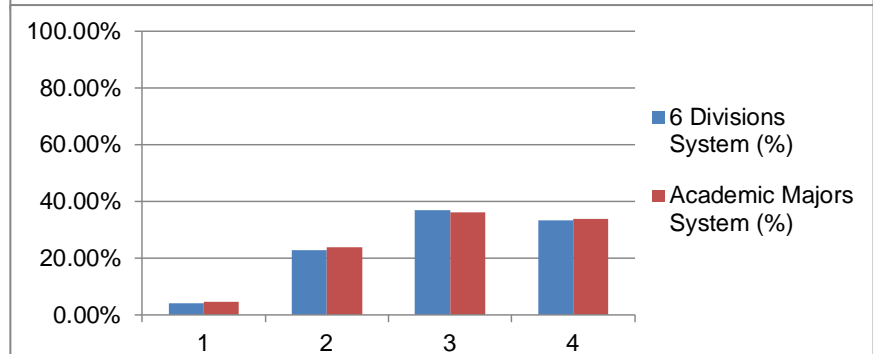
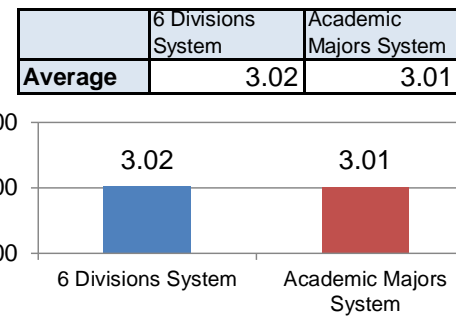
d. My interest in diplomacy and international relations grew.

Q25d	6 Divisions System	6 Divisions System (%)	Academic Majors System	Academic Majors System (%)	Total	Total (%)
1	16	3.58%	23	4.09%	39	3.87%
2	67	14.99%	127	22.60%	194	19.23%
3	194	43.40%	254	45.20%	448	44.40%
4	161	36.02%	156	27.76%	317	31.42%
99	3	0.67%	1	0.18%	4	0.40%
NULL	6	1.34%	1	0.18%	7	0.69%
Total	447	100.00%	562	100.00%	1009	100.00%



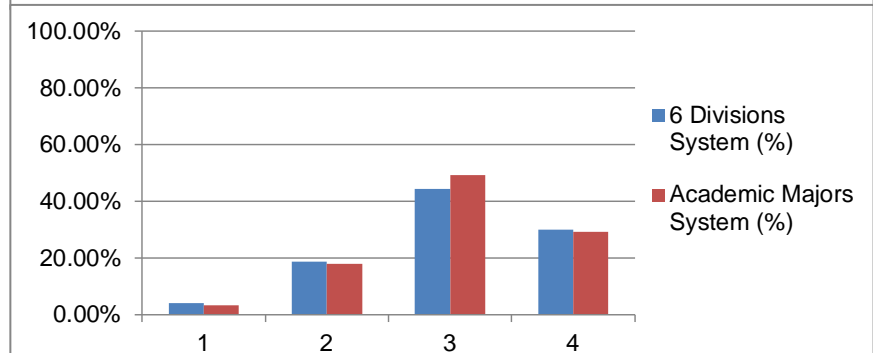
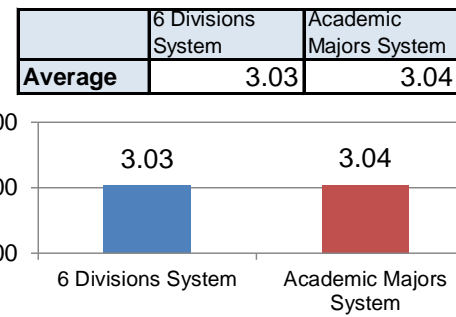
e. My awareness of taking on risks and challenges increased.

Q25e	6 Divisions System	6 Divisions System (%)	Academic Majors System	Academic Majors System (%)	Total	Total (%)
1	19	4.25%	26	4.63%	45	4.46%
2	103	23.04%	135	24.02%	238	23.59%
3	166	37.14%	204	36.30%	370	36.67%
4	149	33.33%	191	33.99%	340	33.70%
99	5	1.12%	5	0.89%	10	0.99%
NULL	5	1.12%	1	0.18%	6	0.59%
Total	447	100.00%	562	100.00%	1009	100.00%



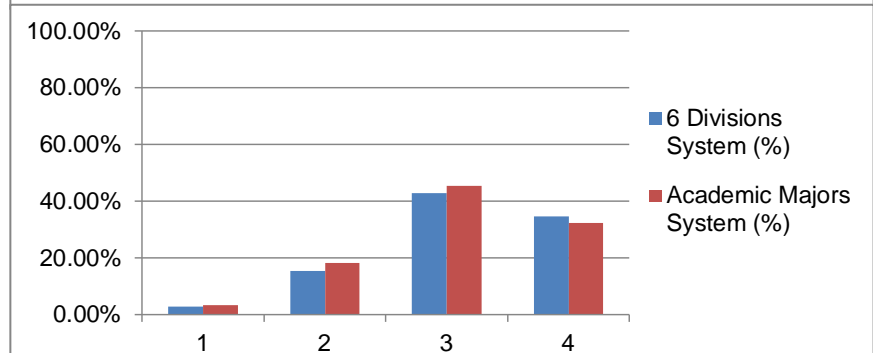
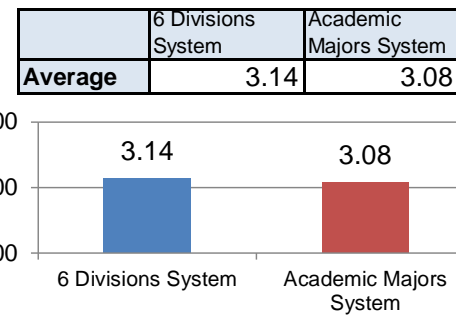
f. My interest in politics and social problems grew.

Q25f	6 Divisions System	6 Divisions System (%)	Academic Majors System	Academic Majors System (%)	Total	Total (%)
1	19	4.25%	19	3.38%	38	3.77%
2	84	18.79%	101	17.97%	185	18.33%
3	199	44.52%	277	49.29%	476	47.18%
4	134	29.98%	164	29.18%	298	29.53%
99	5	1.12%		0.00%	5	0.50%
NULL	6	1.34%	1	0.18%	7	0.69%
Total	447	100.00%	562	100.00%	1009	100.00%



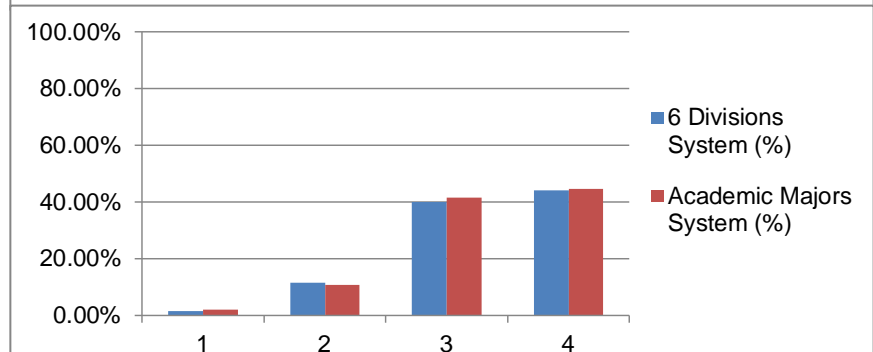
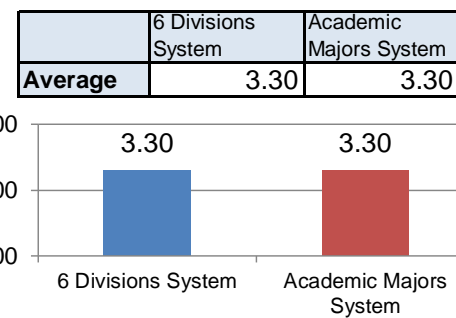
g. My awareness of peace increased.

Q25g	6 Divisions System	6 Divisions System (%)	Academic Majors System	Academic Majors System (%)	Total	Total (%)
1	13	2.91%	19	3.38%	32	3.17%
2	69	15.44%	102	18.15%	171	16.95%
3	192	42.95%	255	45.37%	447	44.30%
4	155	34.68%	182	32.38%	337	33.40%
99	12	2.68%	3	0.53%	15	1.49%
NULL	6	1.34%	1	0.18%	7	0.69%
Total	447	100.00%	562	100.00%	1009	100.00%



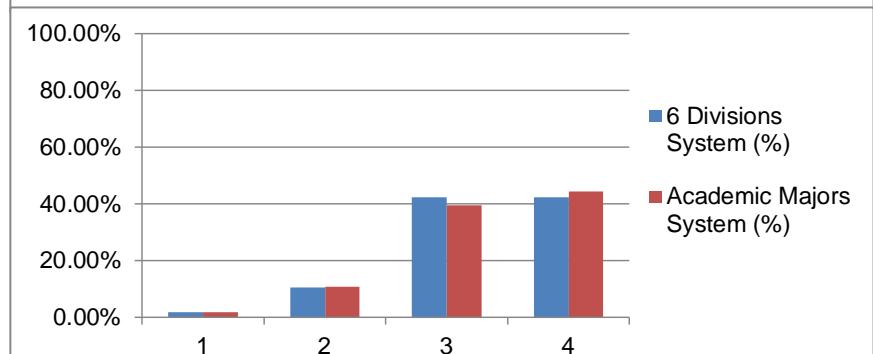
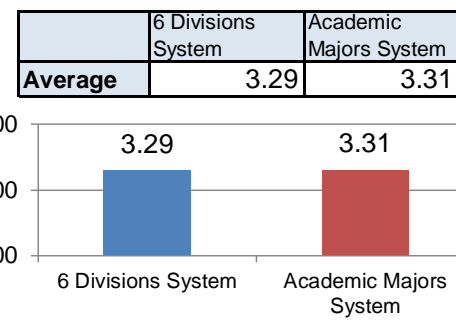
h. I learned to reserve judgment until thinking about why things are so.

Q25h	6 Divisions System	6 Divisions System (%)	Academic Majors System	Academic Majors System (%)	Total	Total (%)
1	7	1.57%	11	1.96%	18	1.78%
2	52	11.63%	61	10.85%	113	11.20%
3	179	40.04%	234	41.64%	413	40.93%
4	197	44.07%	251	44.66%	448	44.40%
99	7	1.57%	3	0.53%	10	0.99%
NULL	5	1.12%	2	0.36%	7	0.69%
Total	447	100.00%	562	100.00%	1009	100.00%



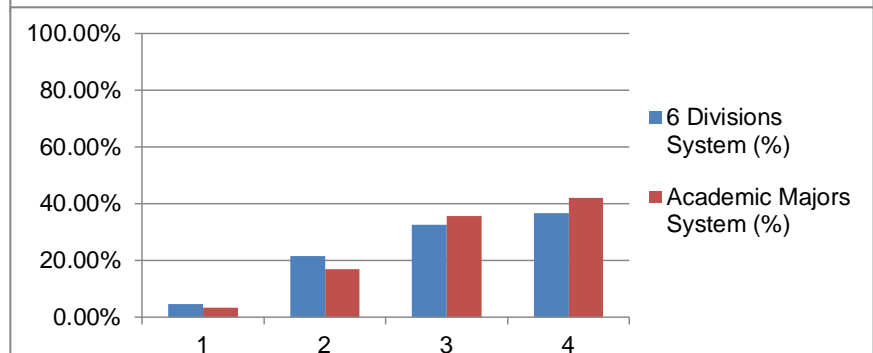
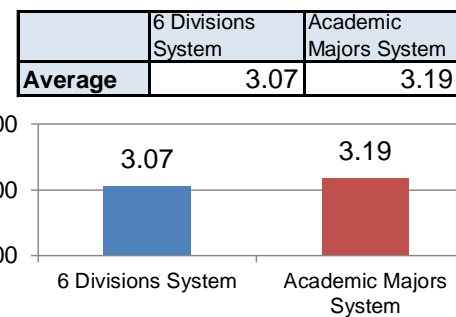
i. My tolerance of religions increased.

Q25i	6 Divisions System	6 Divisions System (%)	Academic Majors System	Academic Majors System (%)	Total	Total (%)
1	8	1.79%	10	1.78%	18	1.78%
2	47	10.51%	61	10.85%	108	10.70%
3	189	42.28%	222	39.50%	411	40.73%
4	189	42.28%	250	44.48%	439	43.51%
99	9	2.01%	18	3.20%	27	2.68%
NULL	5	1.12%	1	0.18%	6	0.59%
Total	447	100.00%	562	100.00%	1009	100.00%



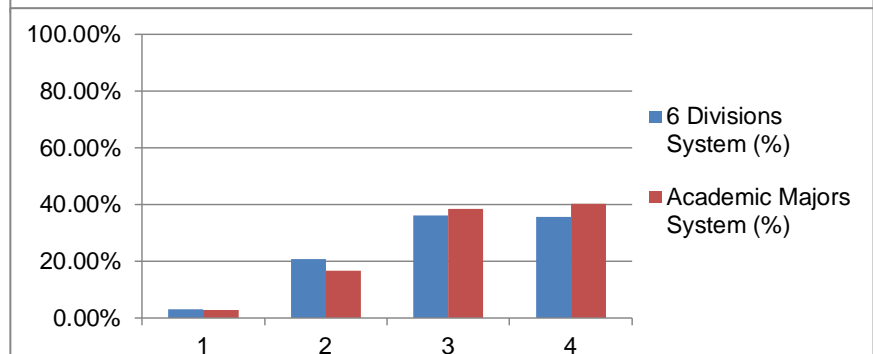
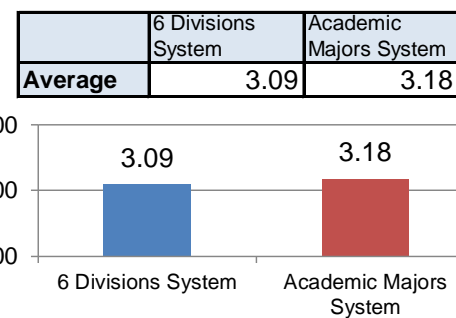
j. My awareness of taking on family responsibilities, regardless of gender, increased.

Q25j	6 Divisions System	6 Divisions System (%)	Academic Majors System	Academic Majors System (%)	Total	Total (%)
1	20	4.47%	19	3.38%	39	3.87%
2	96	21.48%	95	16.90%	191	18.93%
3	145	32.44%	200	35.59%	345	34.19%
4	164	36.69%	236	41.99%	400	39.64%
99	16	3.58%	11	1.96%	27	2.68%
NULL	6	1.34%	1	0.18%	7	0.69%
Total	447	100.00%	562	100.00%	1009	100.00%



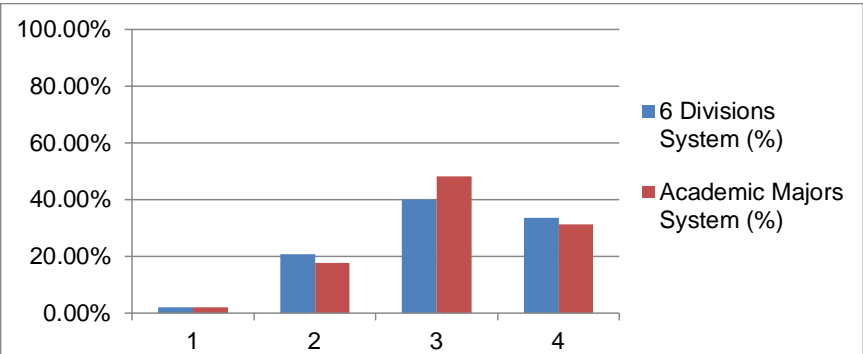
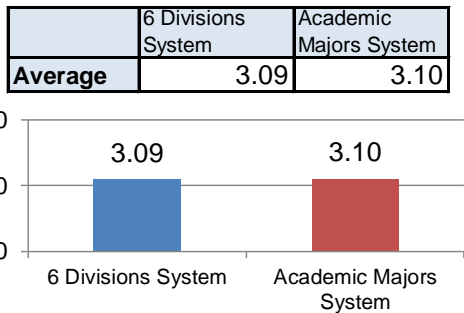
k. My awareness of gender-equal society increased.

Q25k	6 Divisions System	6 Divisions System (%)	Academic Majors System	Academic Majors System (%)	Total	Total (%)
1	14	3.13%	16	2.85%	30	2.97%
2	93	20.81%	93	16.55%	186	18.43%
3	162	36.24%	216	38.43%	378	37.46%
4	159	35.57%	226	40.21%	385	38.16%
99	13	2.91%	10	1.78%	23	2.28%
NULL	6	1.34%	1	0.18%	7	0.69%
Total	447	100.00%	562	100.00%	1009	100.00%



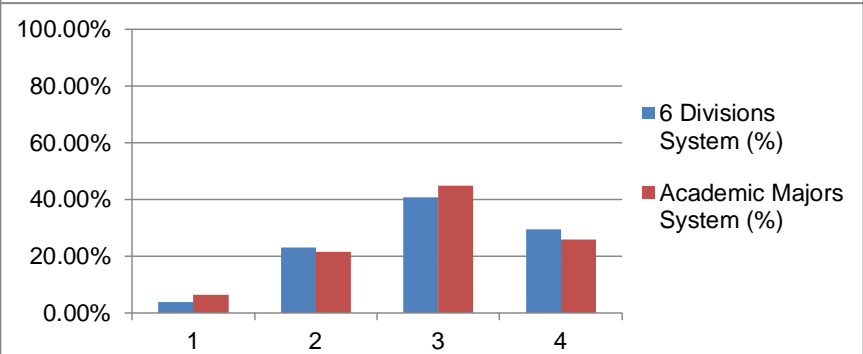
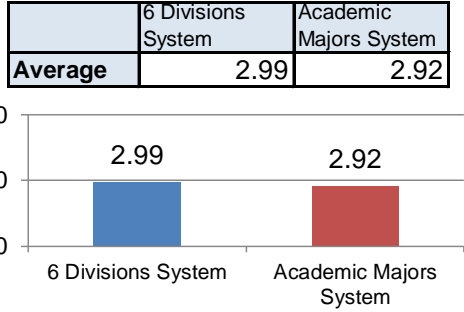
I. My awareness of global issues such as the environment and poverty increased.

Q25i	6 Divisions System	6 Divisions System (%)	Academic Majors System	Academic Majors System (%)	Total	Total (%)
1	9	2.01%	11	1.96%	20	1.98%
2	93	20.81%	99	17.62%	192	19.03%
3	178	39.82%	271	48.22%	449	44.50%
4	150	33.56%	176	31.32%	326	32.31%
99	11	2.46%	4	0.71%	15	1.49%
NULL	6	1.34%	1	0.18%	7	0.69%
Total	447	100.00%	562	100.00%	1009	100.00%



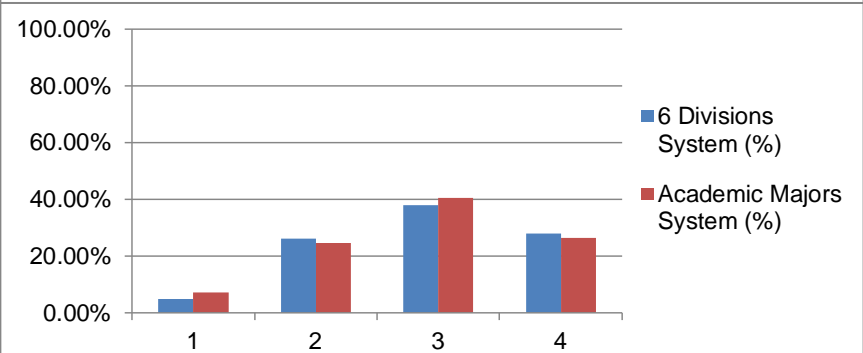
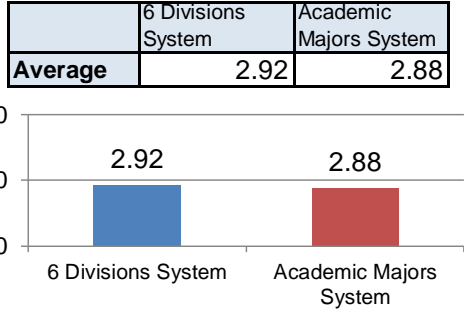
m. A sense of self-efficacy (an awareness that I can do what I should do) increased.

Q25m	6 Divisions System	6 Divisions System (%)	Academic Majors System	Academic Majors System (%)	Total	Total (%)
1	17	3.80%	36	6.41%	53	5.25%
2	103	23.04%	120	21.35%	223	22.10%
3	182	40.72%	252	44.84%	434	43.01%
4	131	29.31%	145	25.80%	276	27.35%
99	9	2.01%	8	1.42%	17	1.68%
NULL	5	1.12%	1	0.18%	6	0.59%
Total	447	100.00%	562	100.00%	1009	100.00%



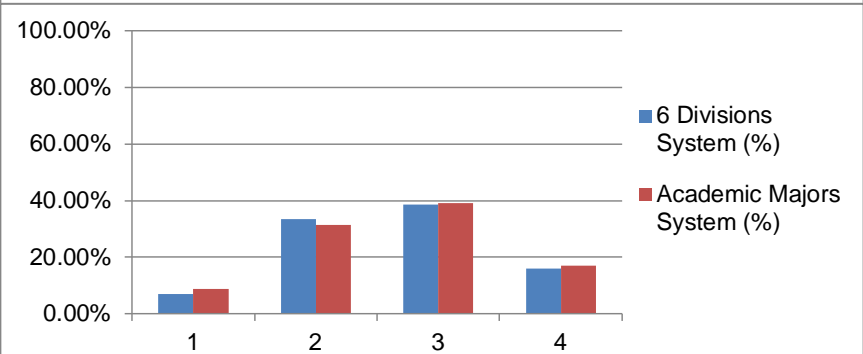
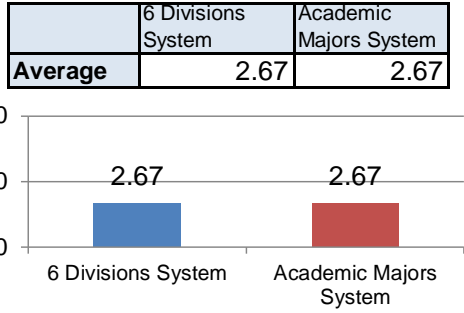
n. A sense of self-affirmation (self-confidence) increased.

Q25n	6 Divisions System	6 Divisions System (%)	Academic Majors System	Academic Majors System (%)	Total	Total (%)
1	21	4.70%	39	6.94%	60	5.95%
2	116	25.95%	138	24.56%	254	25.17%
3	169	37.81%	227	40.39%	396	39.25%
4	125	27.96%	148	26.33%	273	27.06%
99	10	2.24%	9	1.60%	19	1.88%
NULL	6	1.34%	1	0.18%	7	0.69%
Total	447	100.00%	562	100.00%	1009	100.00%



o. A sense of being useful (an awareness that I am needed by society) increased.

Q25o	6 Divisions System	6 Divisions System (%)	Academic Majors System	Academic Majors System (%)	Total	Total (%)
1	31	6.94%	50	8.90%	81	8.03%
2	149	33.33%	176	31.32%	325	32.21%
3	173	38.70%	220	39.15%	393	38.95%
4	72	16.11%	96	17.08%	168	16.65%
99	17	3.80%	19	3.38%	36	3.57%
NULL	5	1.12%	1	0.18%	6	0.59%
Total	447	100.00%	562	100.00%	1009	100.00%

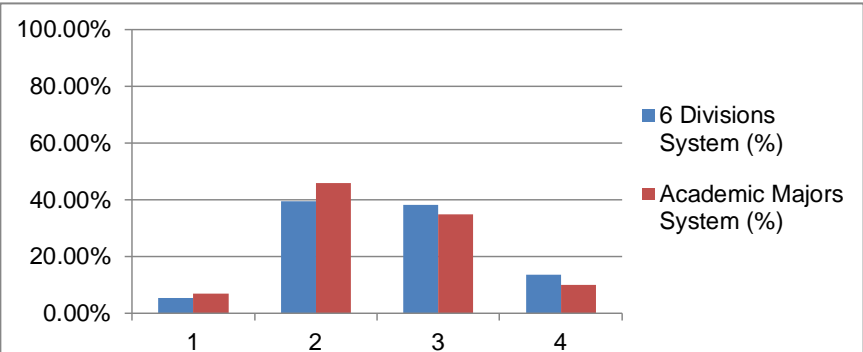
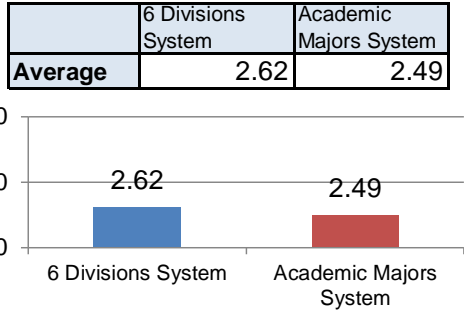


Q26. Did you develop the following abilities as a result of the time you spent at ICU?

1. Strongly disagree 2. Disagree 3. Agree 4. Strongly agree 99. Don't know or n/a

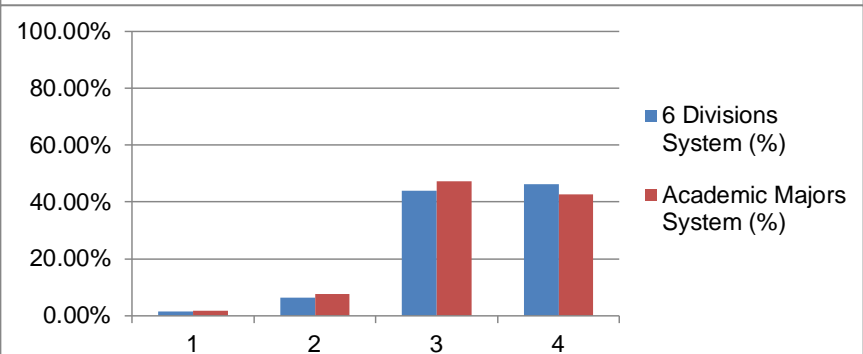

a. Ability to apply specialized knowledge to real-world situations

Q26a	6 Divisions System	6 Divisions System (%)	Academic Majors System	Academic Majors System (%)	Total	Total (%)
1	25	5.59%	39	6.94%	64	6.34%
2	177	39.60%	258	45.91%	435	43.11%
3	171	38.26%	196	34.88%	367	36.37%
4	61	13.65%	57	10.14%	118	11.69%
99	6	1.34%	9	1.60%	15	1.49%
NULL	7	1.57%	3	0.53%	10	0.99%
Total	447	100.00%	562	100.00%	1009	100.00%



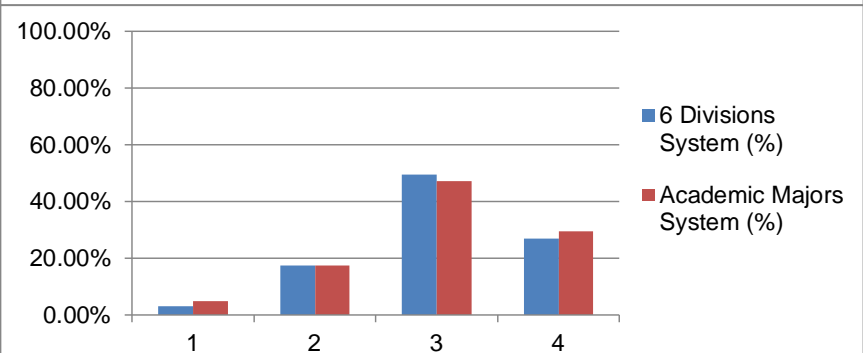
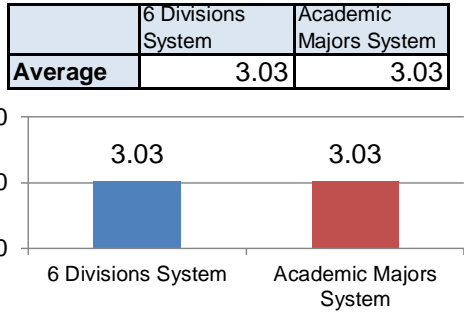
b. Ability to apply critical thinking to real-world situations

Q26b	6 Divisions System	6 Divisions System (%)	Academic Majors System	Academic Majors System (%)	Total	Total (%)
1	6	1.34%	10	1.78%	16	1.59%
2	28	6.26%	43	7.65%	71	7.04%
3	197	44.07%	266	47.33%	463	45.89%
4	207	46.31%	240	42.70%	447	44.30%
99	4	0.89%	1	0.18%	5	0.50%
NULL	5	1.12%	2	0.36%	7	0.69%
Total	447	100.00%	562	100.00%	1009	100.00%



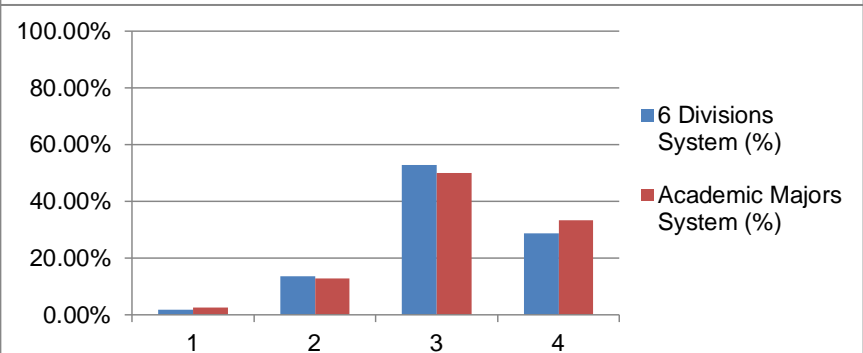
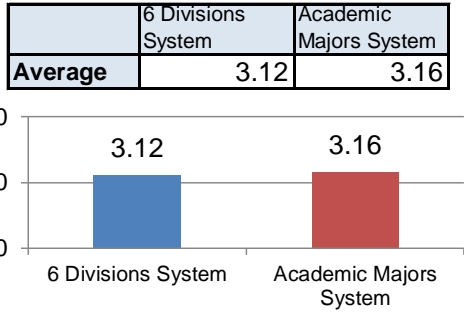
c. Ability to work with others

Q26c	6 Divisions System	6 Divisions System (%)	Academic Majors System	Academic Majors System (%)	Total	Total (%)
1	14	3.13%	27	4.80%	41	4.06%
2	78	17.45%	98	17.44%	176	17.44%
3	221	49.44%	265	47.15%	486	48.17%
4	121	27.07%	166	29.54%	287	28.44%
99	8	1.79%	4	0.71%	12	1.19%
NULL	5	1.12%	2	0.36%	7	0.69%
Total	447	100.00%	562	100.00%	1009	100.00%



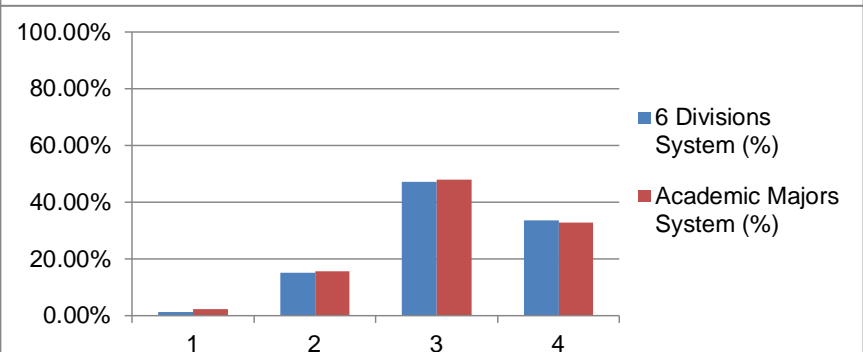
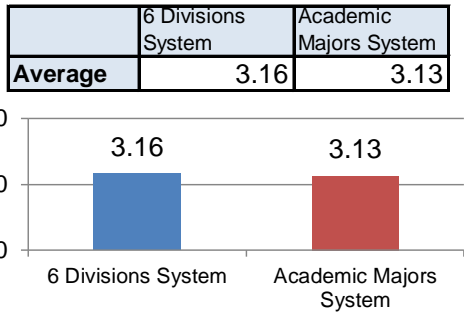
d. Ability to communicate effectively with others

Q26d	6 Divisions System	6 Divisions System (%)	Academic Majors System	Academic Majors System (%)	Total	Total (%)
1	8	1.79%	14	2.49%	22	2.18%
2	61	13.65%	72	12.81%	133	13.18%
3	236	52.80%	281	50.00%	517	51.24%
4	128	28.64%	187	33.27%	315	31.22%
99	9	2.01%	6	1.07%	15	1.49%
NULL	5	1.12%	2	0.36%	7	0.69%
Total	447	100.00%	562	100.00%	1009	100.00%



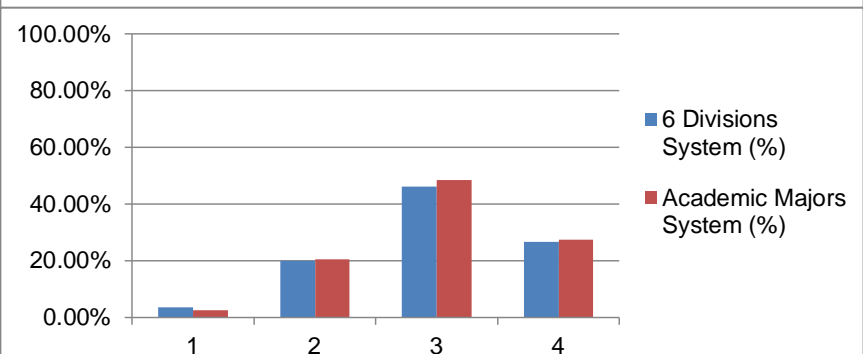
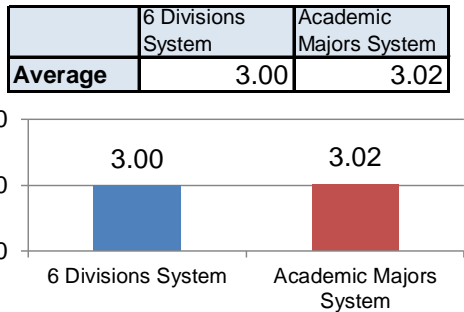
e. Ability to actively get involved with others

Q26e	6 Divisions System	6 Divisions System (%)	Academic Majors System	Academic Majors System (%)	Total	Total (%)
1	6	1.34%	13	2.31%	19	1.88%
2	68	15.21%	88	15.66%	156	15.46%
3	211	47.20%	269	47.86%	480	47.57%
4	150	33.56%	184	32.74%	334	33.10%
99	7	1.57%	6	1.07%	13	1.29%
NULL	5	1.12%	2	0.36%	7	0.69%
Total	447	100.00%	562	100.00%	1009	100.00%



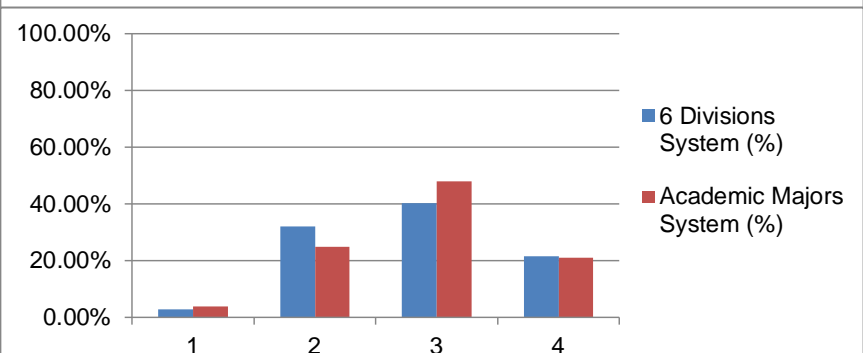
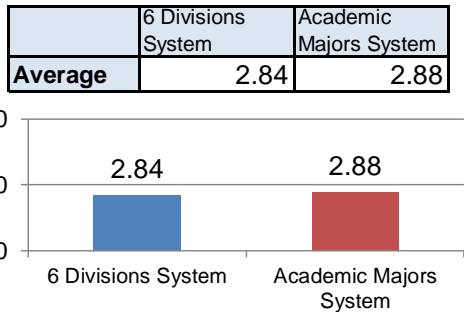
f. Ability to contribute to achieving the goal of a team

Q26f	6 Divisions System	6 Divisions System (%)	Academic Majors System	Academic Majors System (%)	Total	Total (%)
1	16	3.58%	14	2.49%	30	2.97%
2	89	19.91%	115	20.46%	204	20.22%
3	206	46.09%	272	48.40%	478	47.37%
4	119	26.62%	154	27.40%	273	27.06%
99	11	2.46%	5	0.89%	16	1.59%
NULL	6	1.34%	2	0.36%	8	0.79%
Total	447	100.00%	562	100.00%	1009	100.00%



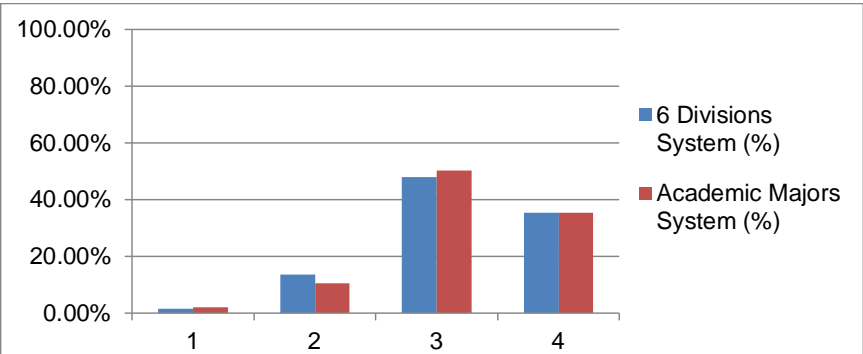
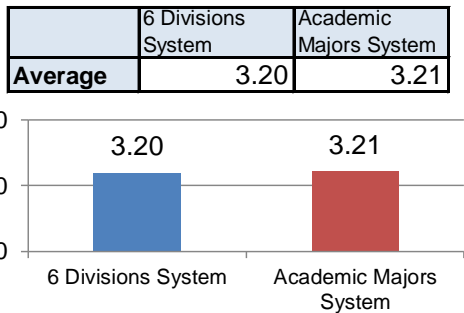
g. Ability to challenge yourself in taking on responsibilities

Q26g	6 Divisions System	6 Divisions System (%)	Academic Majors System	Academic Majors System (%)	Total	Total (%)
1	12	2.68%	22	3.91%	34	3.37%
2	143	31.99%	140	24.91%	283	28.05%
3	180	40.27%	269	47.86%	449	44.50%
4	96	21.48%	118	21.00%	214	21.21%
99	10	2.24%	11	1.96%	21	2.08%
NULL	6	1.34%	2	0.36%	8	0.79%
Total	447	100.00%	562	100.00%	1009	100.00%



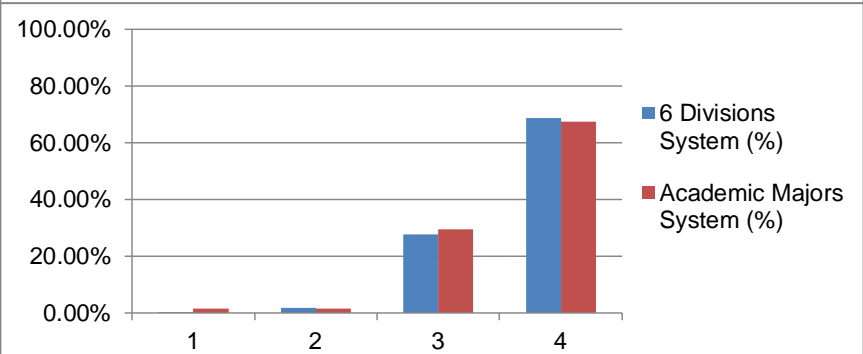
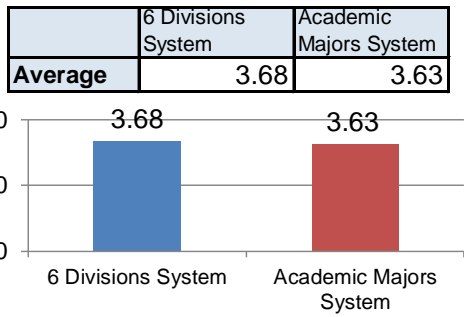
h. Ability to act with self-discipline

Q26h	6 Divisions System	6 Divisions System (%)	Academic Majors System	Academic Majors System (%)	Total	Total (%)
1	6	1.34%	11	1.96%	17	1.68%
2	60	13.42%	59	10.50%	119	11.79%
3	214	47.87%	282	50.18%	496	49.16%
4	158	35.35%	199	35.41%	357	35.38%
99	4	0.89%	8	1.42%	12	1.19%
NULL	5	1.12%	3	0.53%	8	0.79%
Total	447	100.00%	562	100.00%	1009	100.00%



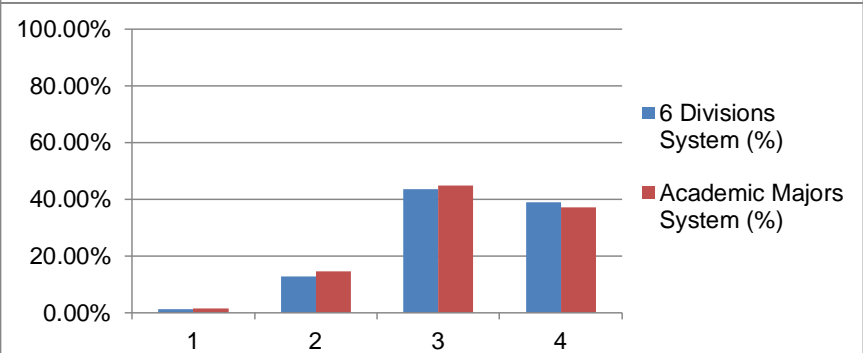
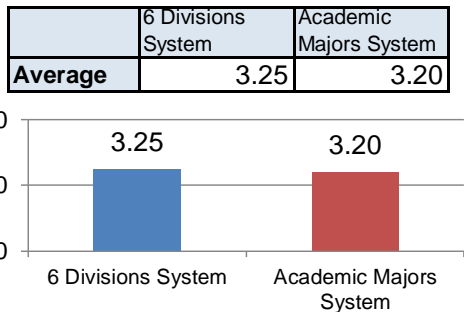
i. Ability to respond to multicultural settings and diversity

Q26i	6 Divisions System	6 Divisions System (%)	Academic Majors System	Academic Majors System (%)	Total	Total (%)
1	1	0.22%	8	1.42%	9	0.89%
2	8	1.79%	8	1.42%	16	1.59%
3	123	27.52%	165	29.36%	288	28.54%
4	307	68.68%	378	67.26%	685	67.89%
99	2	0.45%	1	0.18%	3	0.30%
NULL	6	1.34%	2	0.36%	8	0.79%
Total	447	100.00%	562	100.00%	1009	100.00%



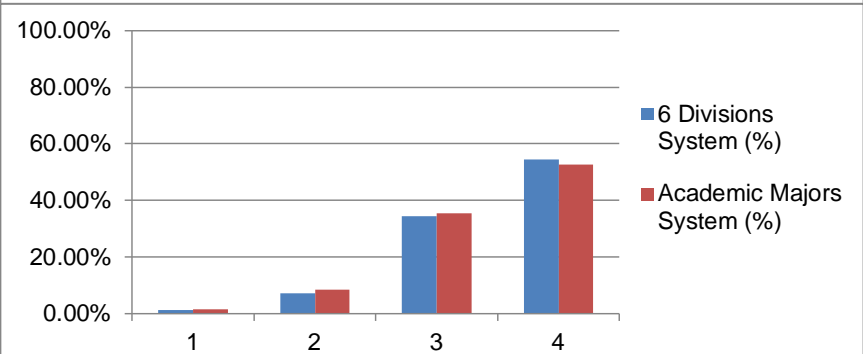
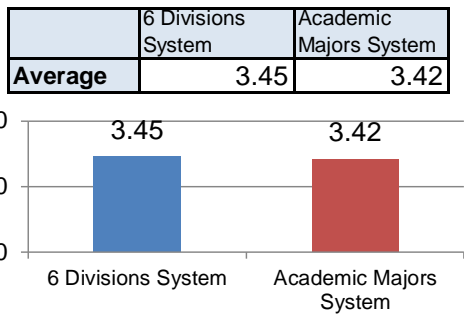
j. Ability to act ethically

Q26j	6 Divisions System	6 Divisions System (%)	Academic Majors System	Academic Majors System (%)	Total	Total (%)
1	5	1.12%	8	1.42%	13	1.29%
2	57	12.75%	81	14.41%	138	13.68%
3	194	43.40%	251	44.66%	445	44.10%
4	174	38.93%	208	37.01%	382	37.86%
99	10	2.24%	12	2.14%	22	2.18%
NULL	7	1.57%	2	0.36%	9	0.89%
Total	447	100.00%	562	100.00%	1009	100.00%



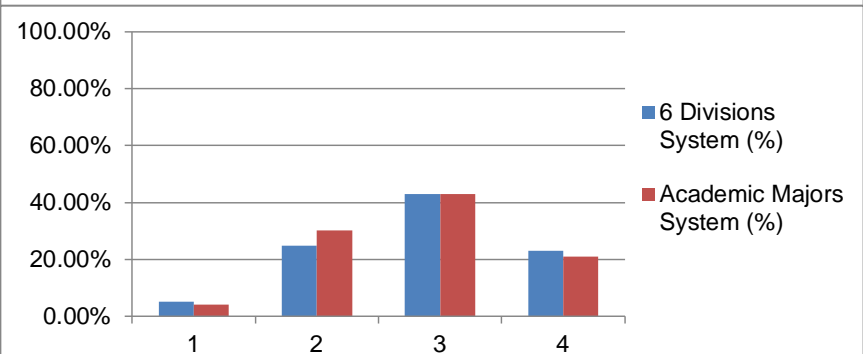
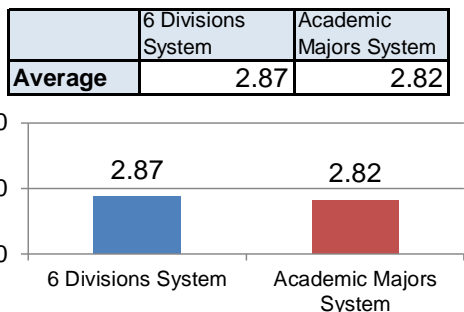
k. Ability to learn life-long skills

Q26k	6 Divisions System	6 Divisions System (%)	Academic Majors System	Academic Majors System (%)	Total	Total (%)
1	6	1.34%	9	1.60%	15	1.49%
2	33	7.38%	48	8.54%	81	8.03%
3	154	34.45%	200	35.59%	354	35.08%
4	243	54.36%	296	52.67%	539	53.42%
99	5	1.12%	6	1.07%	11	1.09%
NULL	6	1.34%	3	0.53%	9	0.89%
Total	447	100.00%	562	100.00%	1009	100.00%



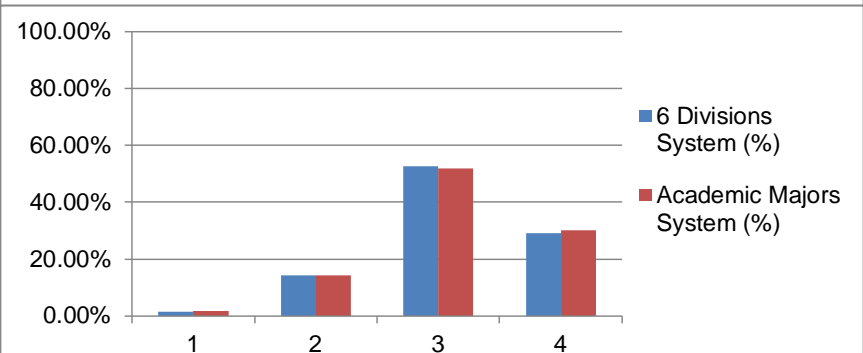
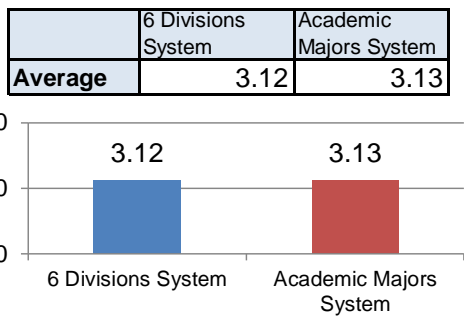
l. Ability to develop plans considering time and resources

Q26l	6 Divisions System	6 Divisions System (%)	Academic Majors System	Academic Majors System (%)	Total	Total (%)
1	23	5.15%	23	4.09%	46	4.56%
2	111	24.83%	169	30.07%	280	27.75%
3	192	42.95%	241	42.88%	433	42.91%
4	103	23.04%	117	20.82%	220	21.80%
99	11	2.46%	10	1.78%	21	2.08%
NULL	7	1.57%	2	0.36%	9	0.89%
Total	447	100.00%	562	100.00%	1009	100.00%



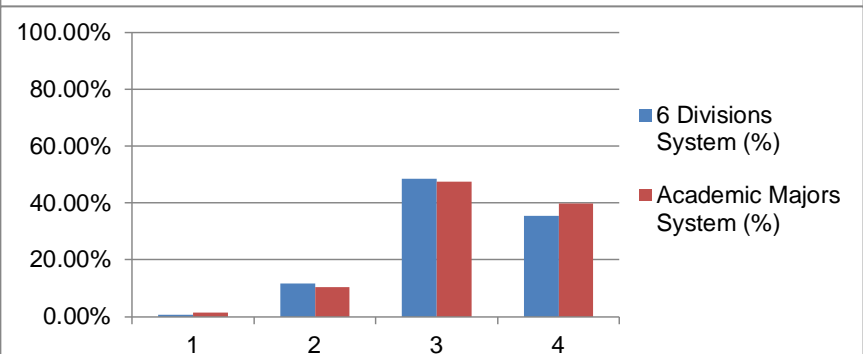
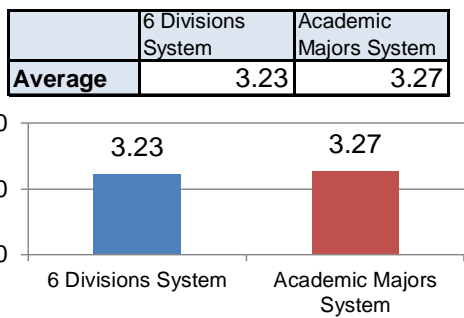
m. Ability to appropriately understand the relationships between yourself and others

Q26m	6 Divisions System	6 Divisions System (%)	Academic Majors System	Academic Majors System (%)	Total	Total (%)
1	7	1.57%	10	1.78%	17	1.68%
2	64	14.32%	80	14.23%	144	14.27%
3	235	52.57%	292	51.96%	527	52.23%
4	130	29.08%	169	30.07%	299	29.63%
99	5	1.12%	9	1.60%	14	1.39%
NULL	6	1.34%	2	0.36%	8	0.79%
Total	447	100.00%	562	100.00%	1009	100.00%



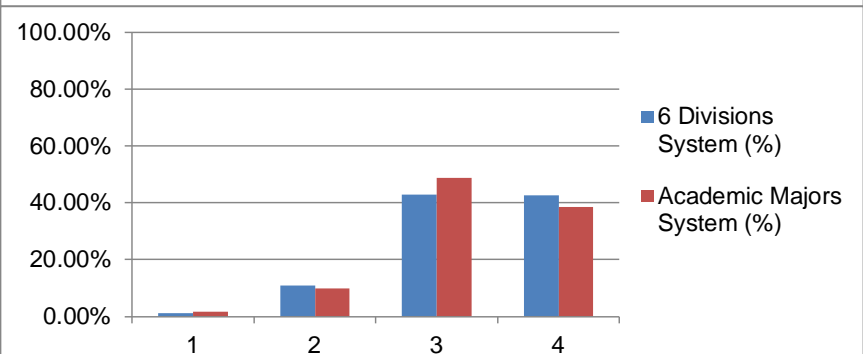
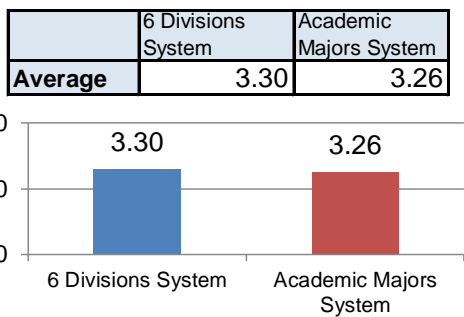
n. Ability to listen to others

Q26n	6 Divisions System	6 Divisions System (%)	Academic Majors System	Academic Majors System (%)	Total	Total (%)
1	3	0.67%	8	1.42%	11	1.09%
2	52	11.63%	58	10.32%	110	10.90%
3	217	48.55%	267	47.51%	484	47.97%
4	159	35.57%	224	39.86%	383	37.96%
99	9	2.01%	3	0.53%	12	1.19%
NULL	7	1.57%	2	0.36%	9	0.89%
Total	447	100.00%	562	100.00%	1009	100.00%



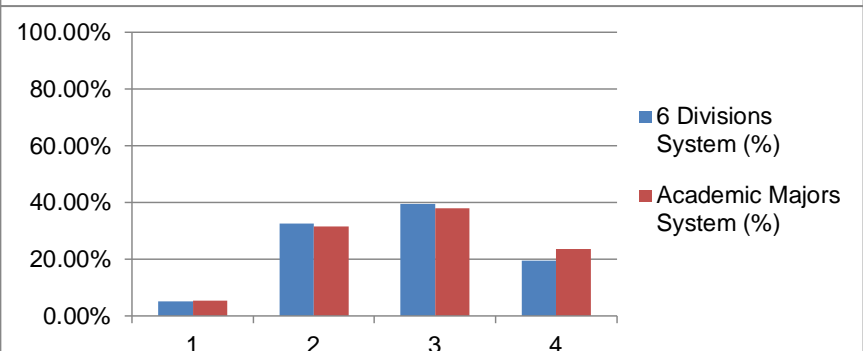
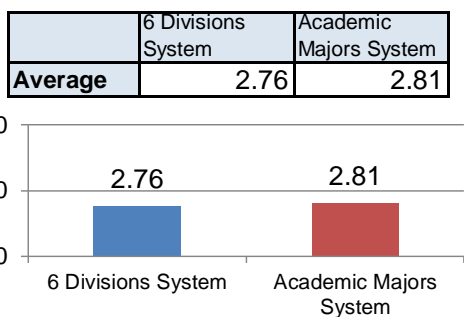
o. Ability to communicate well in both oral and written communication

Q26o	6 Divisions System	6 Divisions System (%)	Academic Majors System	Academic Majors System (%)	Total	Total (%)
1	5	1.12%	9	1.60%	14	1.39%
2	49	10.96%	56	9.96%	105	10.41%
3	192	42.95%	274	48.75%	466	46.18%
4	191	42.73%	216	38.43%	407	40.34%
99	4	0.89%	5	0.89%	9	0.89%
NULL	6	1.34%	2	0.36%	8	0.79%
Total	447	100.00%	562	100.00%	1009	100.00%



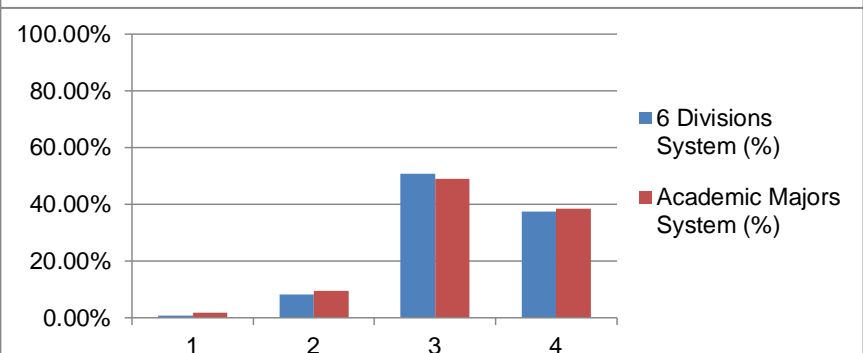
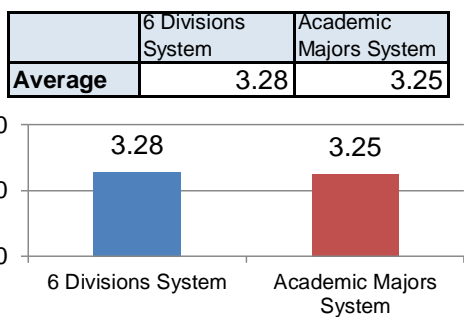
p. Ability to involve others

Q26p	6 Divisions System	6 Divisions System (%)	Academic Majors System	Academic Majors System (%)	Total	Total (%)
1	23	5.15%	31	5.52%	54	5.35%
2	146	32.66%	177	31.49%	323	32.01%
3	177	39.60%	213	37.90%	390	38.65%
4	88	19.69%	133	23.67%	221	21.90%
99	7	1.57%	6	1.07%	13	1.29%
NULL	6	1.34%	2	0.36%	8	0.79%
Total	447	100.00%	562	100.00%	1009	100.00%



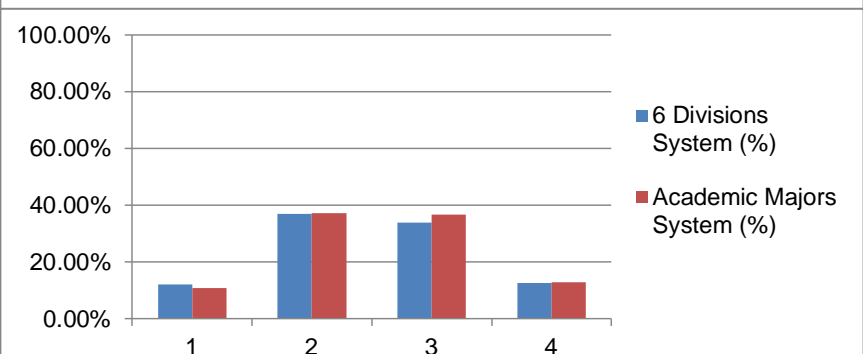
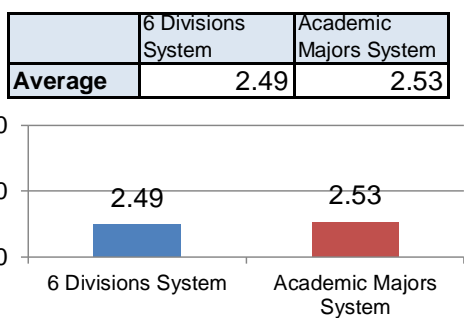
q. Ability to act independently with your own will and decisions

Q26q	6 Divisions System	6 Divisions System (%)	Academic Majors System	Academic Majors System (%)	Total	Total (%)
1	4	0.89%	11	1.96%	15	1.49%
2	37	8.28%	54	9.61%	91	9.02%
3	227	50.78%	275	48.93%	502	49.75%
4	167	37.36%	217	38.61%	384	38.06%
99	6	1.34%	3	0.53%	9	0.89%
NULL	6	1.34%	2	0.36%	8	0.79%
Total	447	100.00%	562	100.00%	1009	100.00%



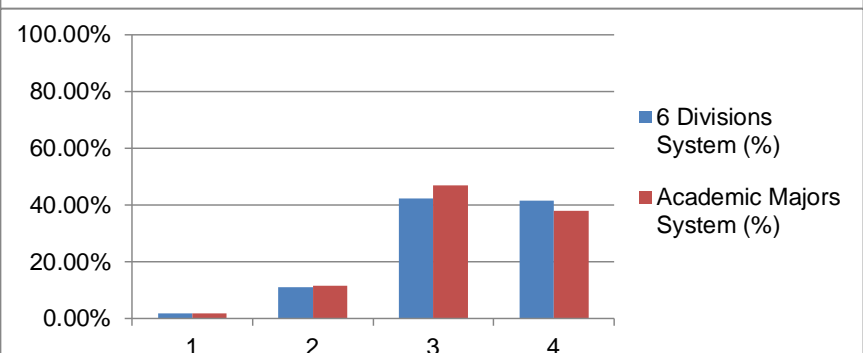
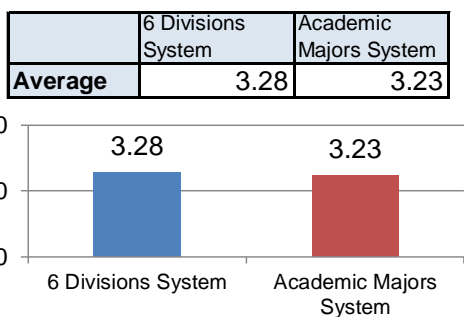
r. Ability to manage stress

Q26r	6 Divisions System	6 Divisions System (%)	Academic Majors System	Academic Majors System (%)	Total	Total (%)
1	54	12.08%	61	10.85%	115	11.40%
2	165	36.91%	209	37.19%	374	37.07%
3	151	33.78%	206	36.65%	357	35.38%
4	56	12.53%	72	12.81%	128	12.69%
99	15	3.36%	12	2.14%	27	2.68%
NULL	6	1.34%	2	0.36%	8	0.79%
Total	447	100.00%	562	100.00%	1009	100.00%



s. Ability to take on new challenges by thinking outside the box

Q26s	6 Divisions System	6 Divisions System (%)	Academic Majors System	Academic Majors System (%)	Total	Total (%)
1	8	1.79%	10	1.78%	18	1.78%
2	49	10.96%	65	11.57%	114	11.30%
3	189	42.28%	264	46.98%	453	44.90%
4	186	41.61%	213	37.90%	399	39.54%
99	5	1.12%	5	0.89%	10	0.99%
NULL	10	2.24%	5	0.89%	15	1.49%
Total	447	100.00%	562	100.00%	1009	100.00%

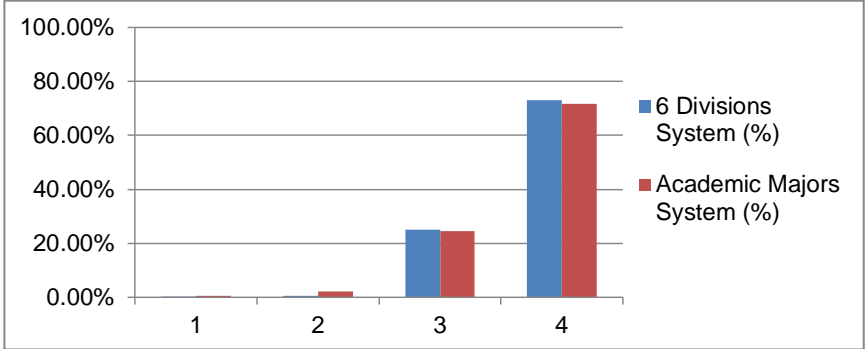
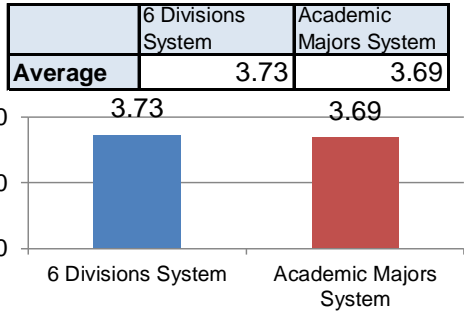


t. Other

Q27-1. Please give an overview of your time spent at ICU. Did ICU bring about an important and beneficial impact on your life?

1. Strongly disagree 2. Disagree 3. Agree 4. Strongly agree 99. Don't know or n/a

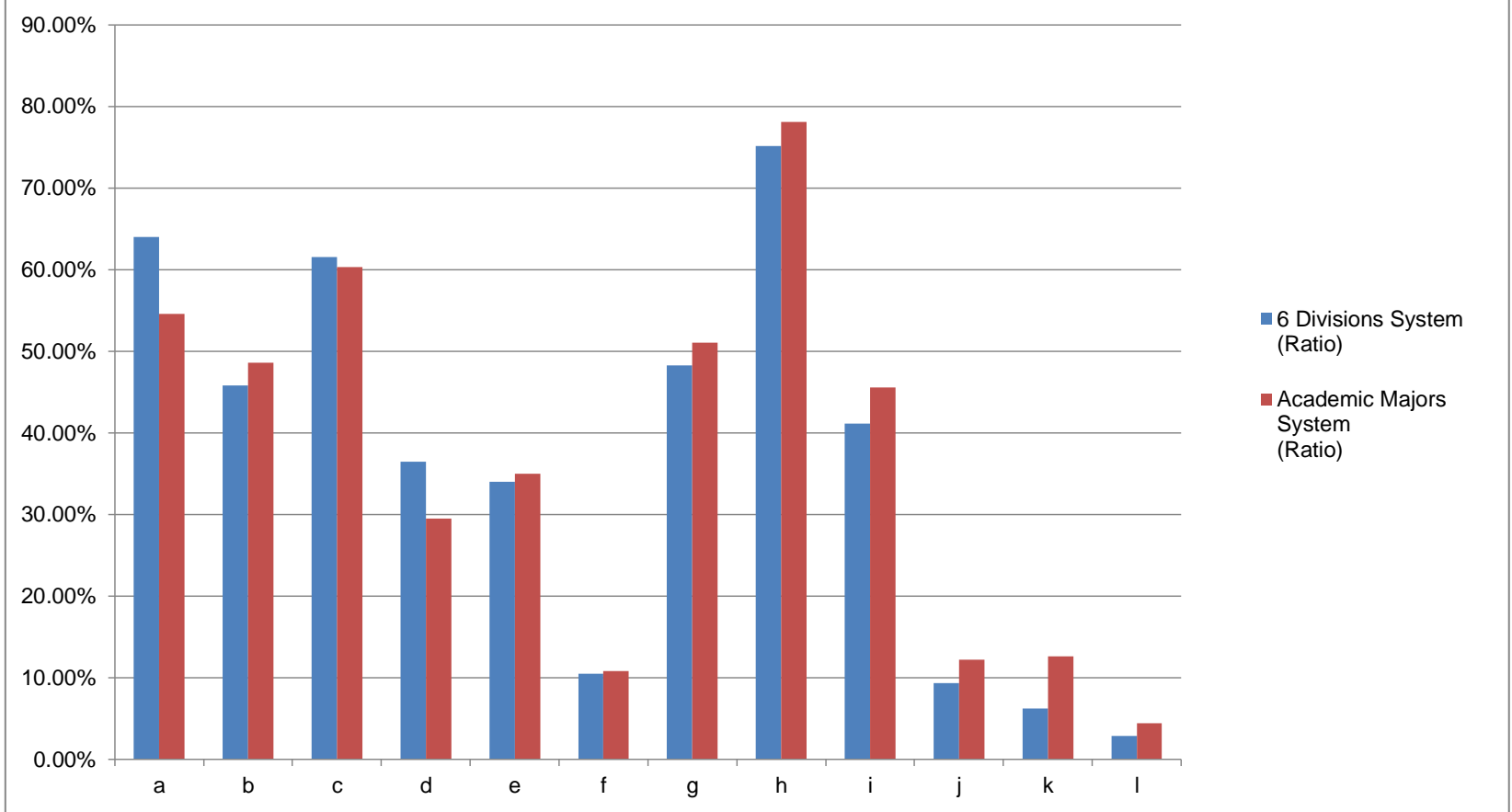
Q27-1	6 Divisions System	6 Divisions System (%)	Academic Majors System	Academic Majors System (%)	Total	Total (%)
1	1	0.22%	3	0.53%	4	0.40%
2	3	0.67%	13	2.31%	16	1.59%
3	112	25.06%	138	24.56%	250	24.78%
4	326	72.93%	403	71.71%	729	72.25%
99	2	0.45%	3	0.53%	5	0.50%
NULL	3	0.67%	2	0.36%	5	0.50%
Total	447	100.00%	562	100.00%	1009	100.00%



Q27-2. Please answer if you selected 3 or 4 in the above question. What component of your student life had a major impact on you? Check all that apply.

- a. Language Program (ELP/JLP)
b. Studies in your major
c. Classes in general
d. Bilingual education
e. Study Abroad program
f. Programs and activities related to Christianity
g. Activities in clubs and circles
h. Interaction with friends
i. Interaction with faculty
j. Interaction with office staff
k. ICU Dormitory
l. Other

Q27-2	6 Divisions System (of 447 respondents)	6 Divisions System (Ratio)	Academic Majors System (of 562 respondents)	Academic Majors System (Ratio)
a	286	63.98%	307	54.63%
b	205	45.86%	273	48.58%
c	275	61.52%	339	60.32%
d	163	36.47%	166	29.54%
e	152	34.00%	197	35.05%
f	47	10.51%	61	10.85%
g	216	48.32%	287	51.07%
h	336	75.17%	439	78.11%
i	184	41.16%	256	45.55%
j	42	9.40%	69	12.28%
k	28	6.26%	71	12.63%
l	13	2.91%	25	4.45%

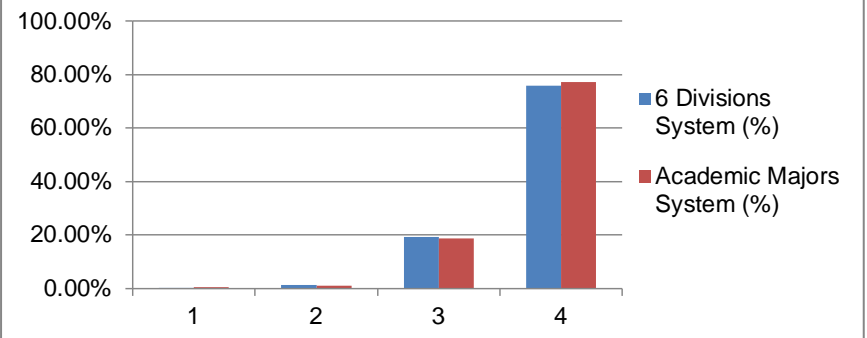
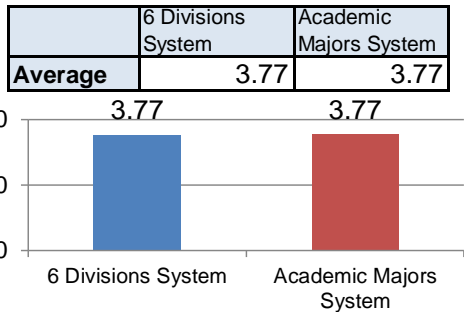


Q28. As a graduate, what do you think is the greatest strength of ICU?

Q29. Do you think you made the right choice of spending your time at ICU?

1. Strongly disagree 2. Disagree 3. Agree 4. Strongly agree 99. Don't know or n/a

Q29	6 Divisions System	6 Divisions System (%)	Academic Majors System	Academic Majors System (%)	Total	Total (%)
1	1	0.22%	3	0.53%	4	0.40%
2	6	1.34%	6	1.07%	12	1.19%
3	86	19.24%	105	18.68%	191	18.93%
4	339	75.84%	434	77.22%	773	76.61%
99	6	1.34%	9	1.60%	15	1.49%
NULL	9	2.01%	5	0.89%	14	1.39%
Total	447	100.00%	562	100.00%	1009	100.00%

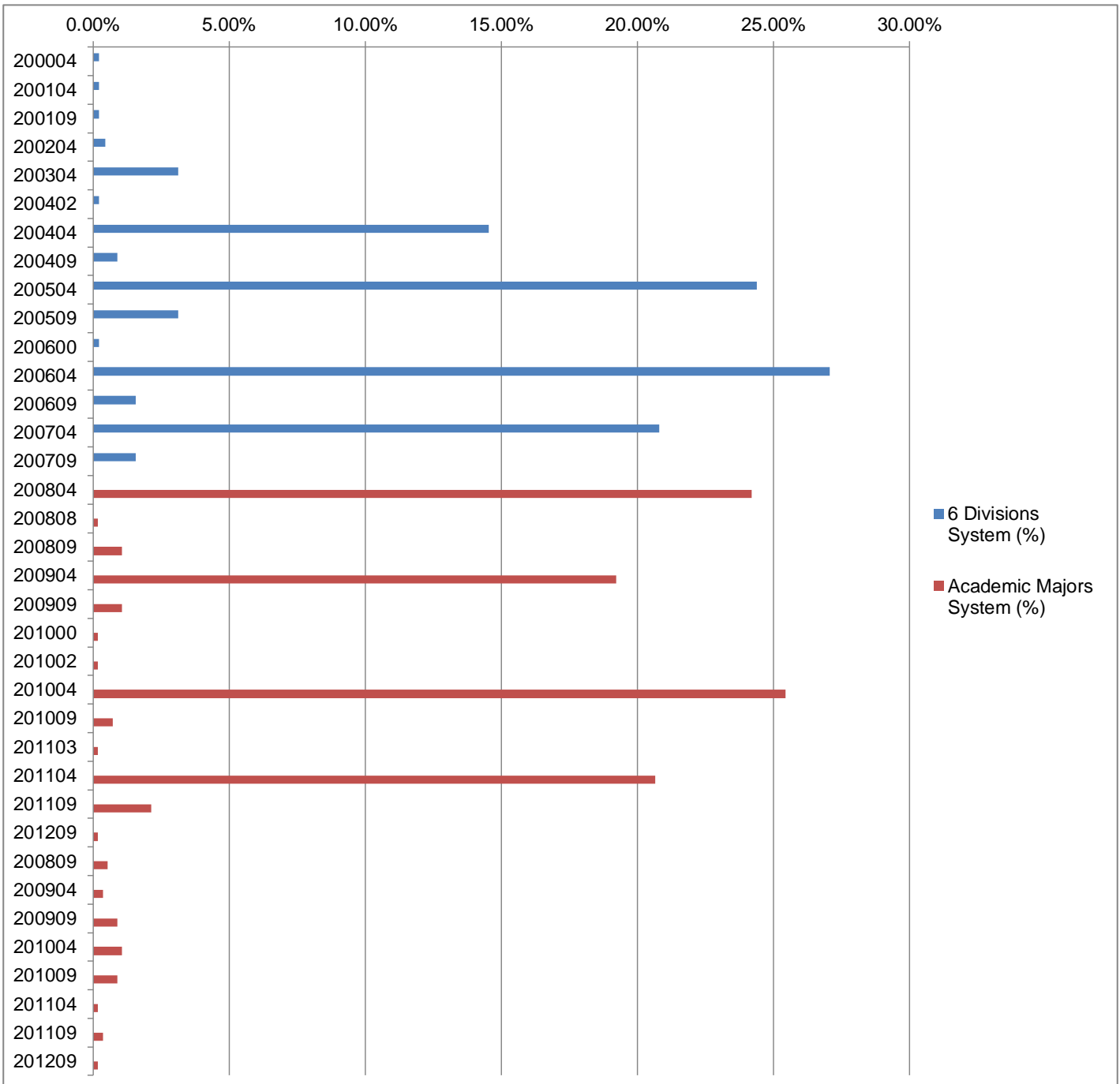


Q30. Please comment freely on your thoughts about areas of improvement for ICU.

About yourself

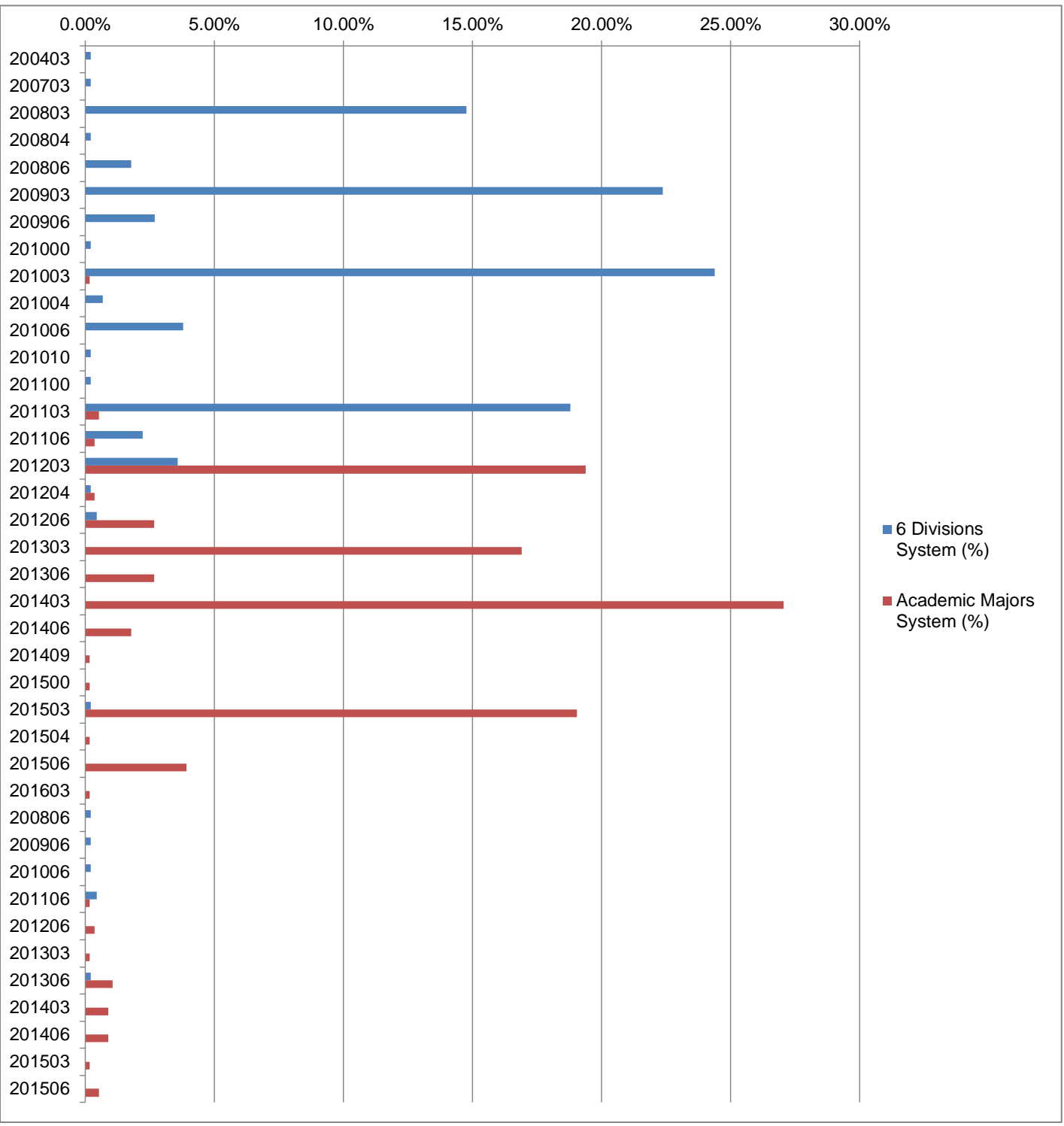
1. The year and month (YYYY/MM) of your entrance to ICU.

	6 Divisions System	6 Divisions System (%)	Academic Majors System	Academic Majors System (%)	Total	Total (%)
200004	1	0.22%		0.00%	1	0.10%
200104	1	0.22%		0.00%	1	0.10%
200109	1	0.22%		0.00%	1	0.10%
200204	2	0.45%		0.00%	2	0.20%
200304	14	3.13%		0.00%	14	1.39%
200402	1	0.22%		0.00%	1	0.10%
200404	65	14.54%		0.00%	65	6.44%
200409	4	0.89%		0.00%	4	0.40%
200504	109	24.38%		0.00%	109	10.80%
200509	14	3.13%		0.00%	14	1.39%
200600	1	0.22%		0.00%	1	0.10%
200604	121	27.07%		0.00%	121	11.99%
200609	7	1.57%		0.00%	7	0.69%
200704	93	20.81%		0.00%	93	9.22%
200709	7	1.57%		0.00%	7	0.69%
200804		0.00%	136	24.20%	136	13.48%
200808		0.00%	1	0.18%	1	0.10%
200809		0.00%	6	1.07%	6	0.59%
200904		0.00%	108	19.22%	108	10.70%
200909		0.00%	6	1.07%	6	0.59%
201000		0.00%	1	0.18%	1	0.10%
201002		0.00%	1	0.18%	1	0.10%
201004		0.00%	143	25.44%	143	14.17%
201009		0.00%	4	0.71%	4	0.40%
201103		0.00%	1	0.18%	1	0.10%
201104		0.00%	116	20.64%	116	11.50%
201109		0.00%	12	2.14%	12	1.19%
201209		0.00%	1	0.18%	1	0.10%
200809		0.00%	3	0.53%	3	0.30%
200904		0.00%	2	0.36%	2	0.20%
200909		0.00%	5	0.89%	5	0.50%
201004		0.00%	6	1.07%	6	0.59%
201009		0.00%	5	0.89%	5	0.50%
201104		0.00%	1	0.18%	1	0.10%
201109		0.00%	2	0.36%	2	0.20%
201209		0.00%	1	0.18%	1	0.10%
Invalid		0.00%	1	0.18%	1	0.10%
(Blank)	6	1.34%		0.00%	6	0.59%
Total	447	100.00%	562	100.00%	1009	100.00%



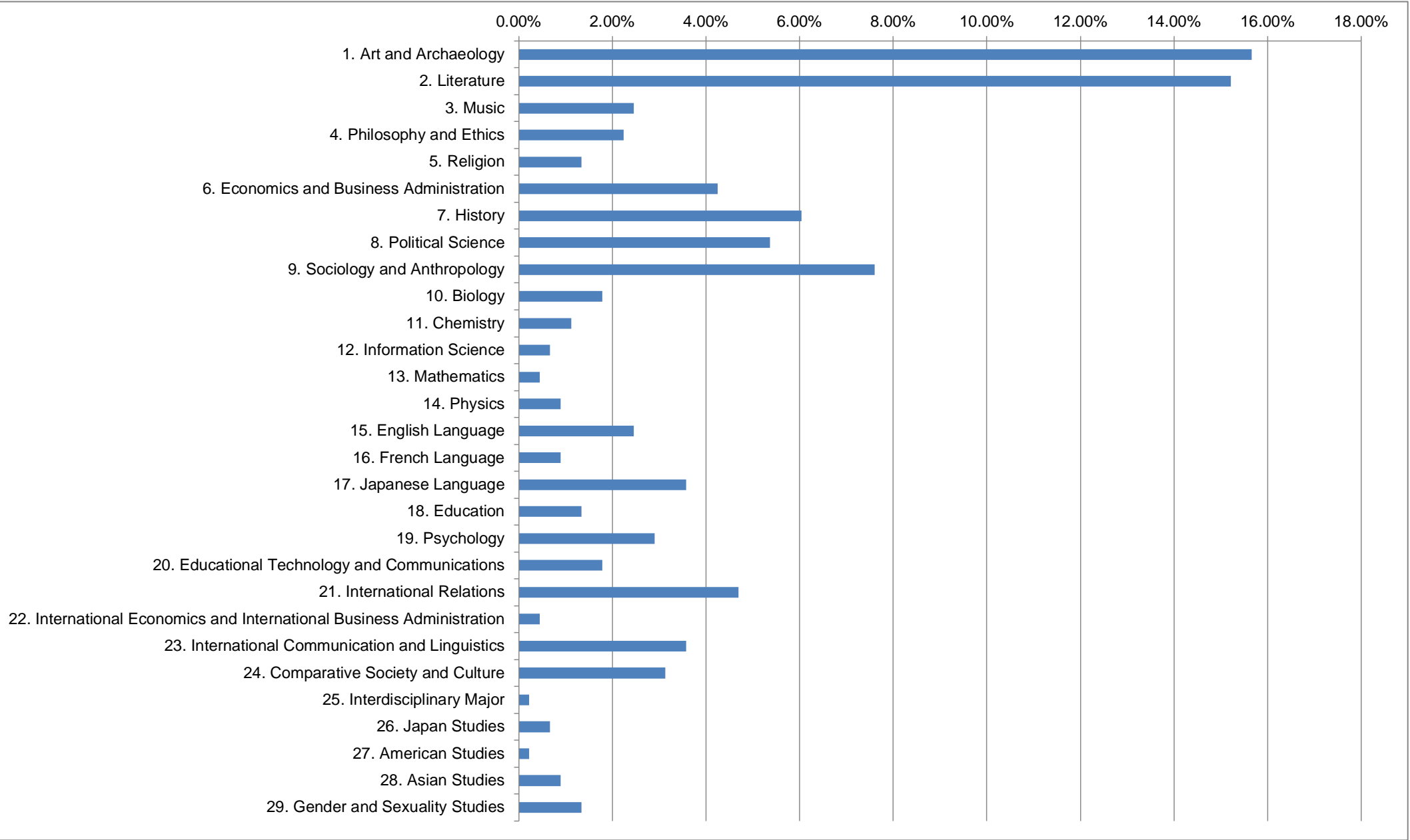
2. The year and month (YYYY/MM) of your graduation from ICU.

	6 Divisions System	6 Divisions System (%)	Academic Majors System	Academic Majors System (%)	Total	Total (%)
200403	1	0.22%		0.00%	1	0.10%
200703	1	0.22%		0.00%	1	0.10%
200803	66	14.77%		0.00%	66	6.54%
200804	1	0.22%		0.00%	1	0.10%
200806	8	1.79%		0.00%	8	0.79%
200903	100	22.37%		0.00%	100	9.91%
200906	12	2.68%		0.00%	12	1.19%
201000	1	0.22%		0.00%	1	0.10%
201003	109	24.38%	1	0.18%	110	10.90%
201004	3	0.67%		0.00%	3	0.30%
201006	17	3.80%		0.00%	17	1.68%
201010	1	0.22%		0.00%	1	0.10%
201100	1	0.22%		0.00%	1	0.10%
201103	84	18.79%	3	0.53%	87	8.62%
201106	10	2.24%	2	0.36%	12	1.19%
201203	16	3.58%	109	19.40%	125	12.39%
201204	1	0.22%	2	0.36%	3	0.30%
201206	2	0.45%	15	2.67%	17	1.68%
201303		0.00%	95	16.90%	95	9.42%
201306		0.00%	15	2.67%	15	1.49%
201403		0.00%	152	27.05%	152	15.06%
201406		0.00%	10	1.78%	10	0.99%
201409		0.00%	1	0.18%	1	0.10%
201500		0.00%	1	0.18%	1	0.10%
201503	1	0.22%	107	19.04%	108	10.70%
201504		0.00%	1	0.18%	1	0.10%
201506		0.00%	22	3.91%	22	2.18%
201603		0.00%	1	0.18%	1	0.10%
200806	1	0.22%		0.00%	1	0.10%
200906	1	0.22%		0.00%	1	0.10%
201006	1	0.22%		0.00%	1	0.10%
201106	2	0.45%	1	0.18%	3	0.30%
201206		0.00%	2	0.36%	2	0.20%
201303		0.00%	1	0.18%	1	0.10%
201306	1	0.22%	6	1.07%	7	0.69%
201403		0.00%	5	0.89%	5	0.50%
201406		0.00%	5	0.89%	5	0.50%
201503		0.00%	1	0.18%	1	0.10%
201506		0.00%	3	0.53%	3	0.30%
Invalid	1	0.22%	1	0.18%	2	0.20%
(Blank)	5	1.12%		0.00%	5	0.50%
Total	447	100.00%	562	100.00%	1009	100.00%



3. If you entered ICU in or before 2007 under the 6 Division System, please select your major under your division. (In case of Division Transfer, choose the major under your division at the time of graduation.)

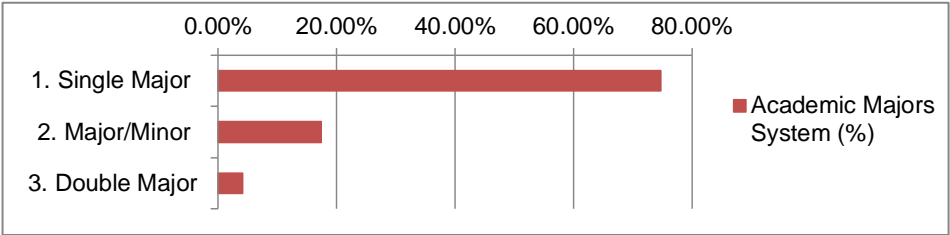
Major	6 Divisions System	6 Divisions System (%)
1. Art and Archaeology	70	15.66%
2. Literature	68	15.21%
3. Music	11	2.46%
4. Philosophy and Ethics	10	2.24%
5. Religion	6	1.34%
6. Economics and Business Administration	19	4.25%
7. History	27	6.04%
8. Political Science	24	5.37%
9. Sociology and Anthropology	34	7.61%
10. Biology	8	1.79%
11. Chemistry	5	1.12%
12. Information Science	3	0.67%
13. Mathematics	2	0.45%
14. Physics	4	0.89%
15. English Language	11	2.46%
16. French Language	4	0.89%
17. Japanese Language	16	3.58%
18. Education	6	1.34%
19. Psychology	13	2.91%
20. Educational Technology and Communications	8	1.79%
21. International Relations	21	4.70%
22. International Economics and International Business Administration	2	0.45%
23. International Communication and Linguistics	16	3.58%
24. Comparative Society and Culture	14	3.13%
25. Interdisciplinary Major	1	0.22%
26. Japan Studies	3	0.67%
27. American Studies	1	0.22%
28. Asian Studies	4	0.89%
29. Gender and Sexuality Studies	6	1.34%
#N/A	30	6.71%
Total	447	100.00%



4. Please answer if you enrolled in the Division of Arts and Sciences.

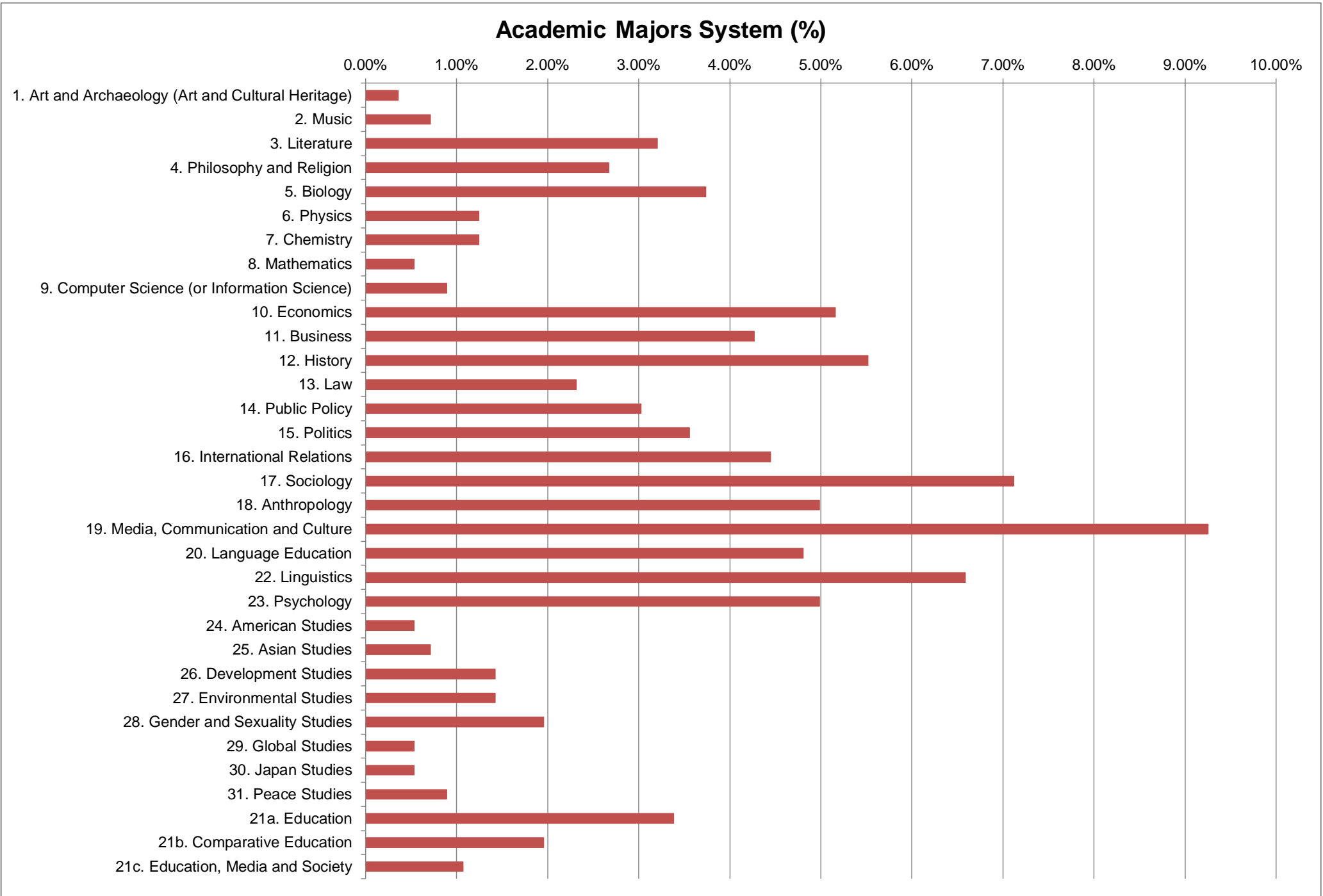
1. Your Major Type

1. Single Major	2. Major/Minor	3. Double Major
	Academic Majors System	Academic Majors System (%)
1. Single Major	420	74.73%
2. Major/Minor	98	17.44%
3. Double Major	23	4.09%
(Blank)	21	3.74%
Total	562	100.00%



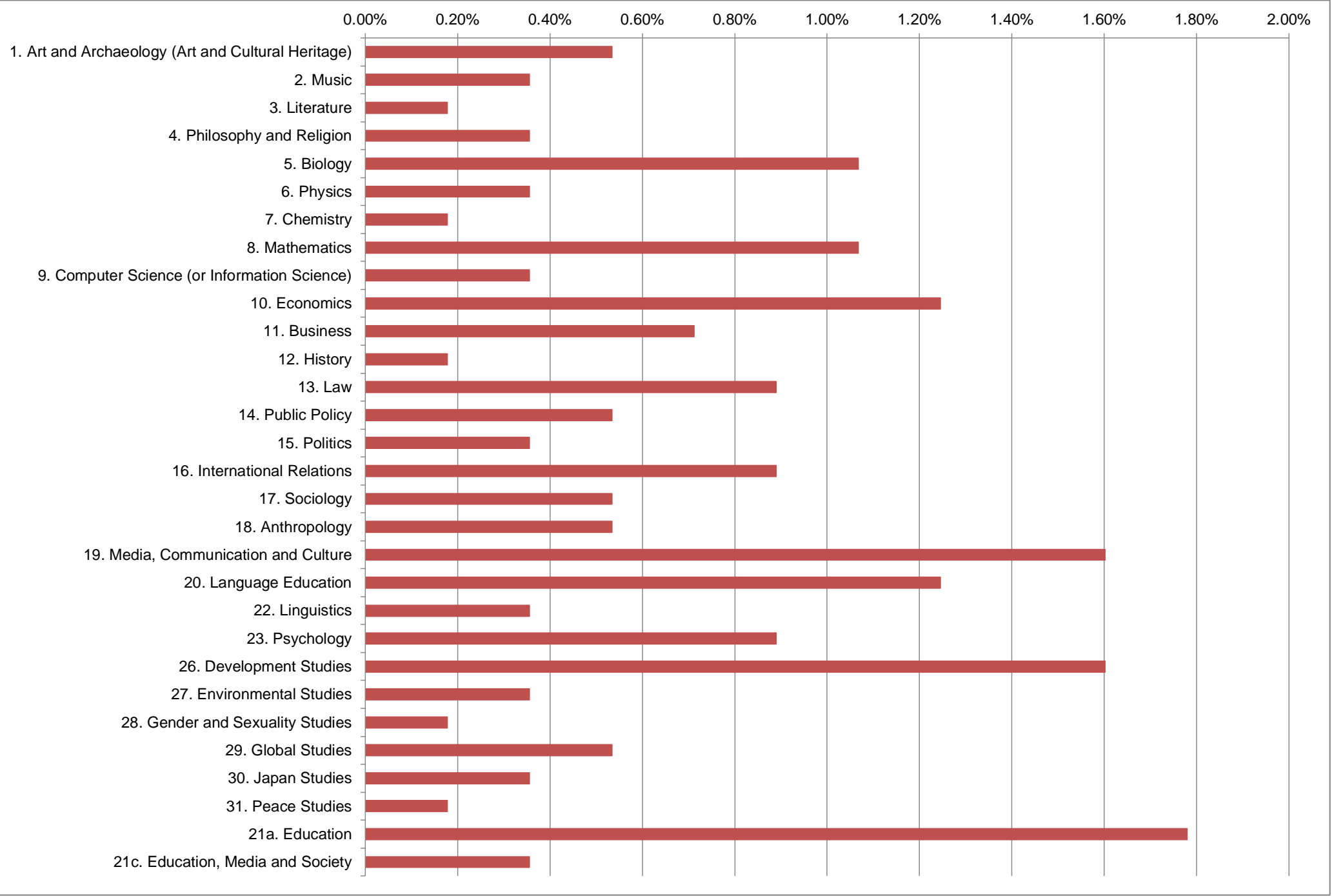
2. Major 1

	Academic Majors System	Academic Majors System (%)
1. Art and Archaeology (Art and Cultural Heritage)	2	0.36%
2. Music	4	0.71%
3. Literature	18	3.20%
4. Philosophy and Religion	15	2.67%
5. Biology	21	3.74%
6. Physics	7	1.25%
7. Chemistry	7	1.25%
8. Mathematics	3	0.53%
9. Computer Science (or Information Science)	5	0.89%
10. Economics	29	5.16%
11. Business	24	4.27%
12. History	31	5.52%
13. Law	13	2.31%
14. Public Policy	17	3.02%
15. Politics	20	3.56%
16. International Relations	25	4.45%
17. Sociology	40	7.12%
18. Anthropology	28	4.98%
19. Media, Communication and Culture	52	9.25%
20. Language Education	27	4.80%
22. Linguistics	37	6.58%
23. Psychology	28	4.98%
24. American Studies	3	0.53%
25. Asian Studies	4	0.71%
26. Development Studies	8	1.42%
27. Environmental Studies	8	1.42%
28. Gender and Sexuality Studies	11	1.96%
29. Global Studies	3	0.53%
30. Japan Studies	3	0.53%
31. Peace Studies	5	0.89%
21a. Education	19	3.38%
21b. Comparative Education	11	1.96%
21c. Education, Media and Society	6	1.07%
NULL	28	4.98%
Total	562	100.00%



3. Major 2

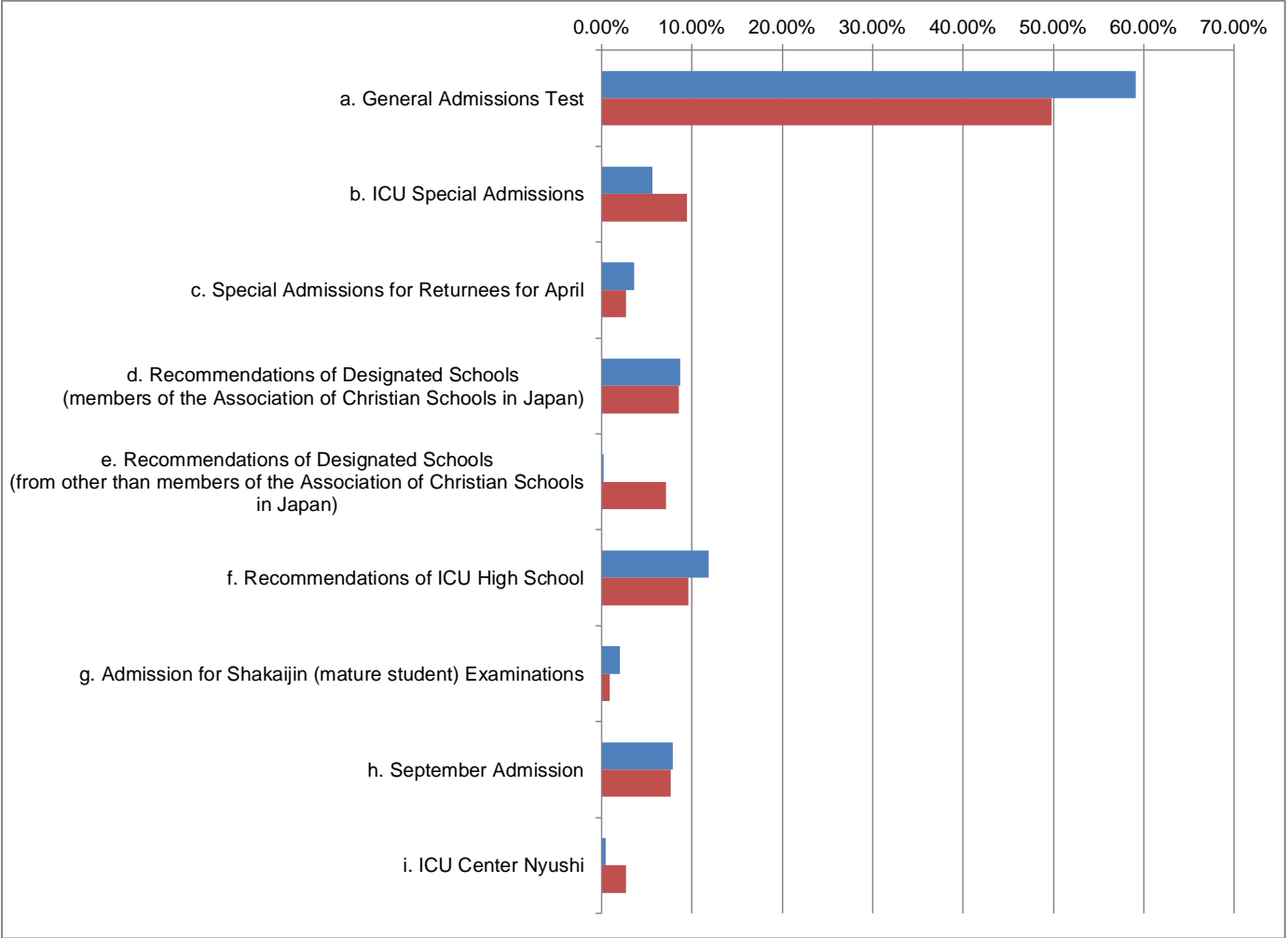
	Academic Majors System	Academic Majors System (%)
1. Art and Archaeology (Art and Cultural Heritage)	3	0.53%
2. Music	2	0.36%
3. Literature	1	0.18%
4. Philosophy and Religion	2	0.36%
5. Biology	6	1.07%
6. Physics	2	0.36%
7. Chemistry	1	0.18%
8. Mathematics	6	1.07%
9. Computer Science (or Information Science)	2	0.36%
10. Economics	7	1.25%
11. Business	4	0.71%
12. History	1	0.18%
13. Law	5	0.89%
14. Public Policy	3	0.53%
15. Politics	2	0.36%
16. International Relations	5	0.89%
17. Sociology	3	0.53%
18. Anthropology	3	0.53%
19. Media, Communication and Culture	9	1.60%
20. Language Education	7	1.25%
22. Linguistics	2	0.36%
23. Psychology	5	0.89%
26. Development Studies	9	1.60%
27. Environmental Studies	2	0.36%
28. Gender and Sexuality Studies	1	0.18%
29. Global Studies	3	0.53%
30. Japan Studies	2	0.36%
31. Peace Studies	1	0.18%
21a. Education	10	1.78%
21c. Education, Media and Society	2	0.36%
(Blank)	451	80.25%
Total	562	100.00%



5. The type of admission you used to enter ICU. (Choose one)

- a. General Admissions Test
b. ICU Special Admissions
c. Special Admissions for Returnees for April
d. Recommendations of Designated Schools (members of the Association of Christian Schools in Japan)
e. Recommendations of Designated Schools (from other than members of the Association of Christian Schools in Japan)
f. Recommendations of ICU High School
g. Admission for Shakaijin (mature student) Examinations
h. September Admission
i. ICU Center Nyushi

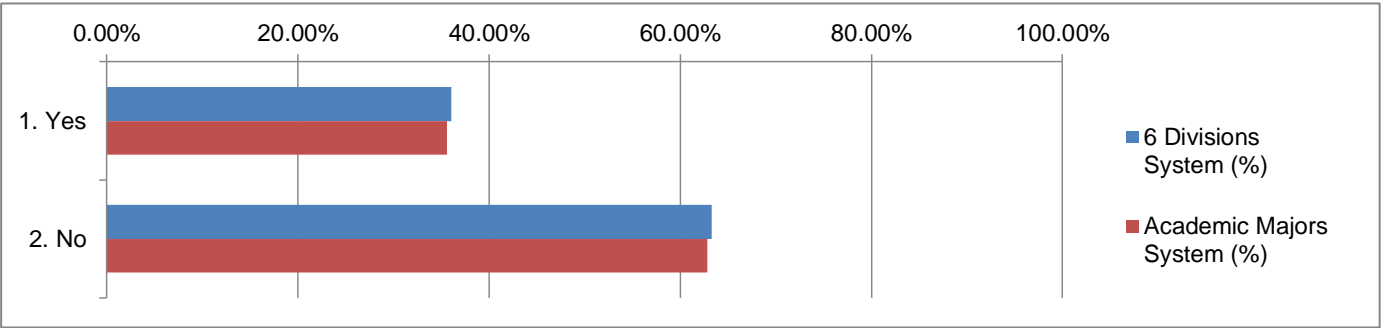
	6 Divisions System	6 Divisions System (%)	Academic Majors System	Academic Majors System (%)	Total	Total (%)
a. General Admissions Test	264	59.06%	280	49.82%	544	53.91%
b. ICU Special Admissions	25	5.59%	53	9.43%	78	7.73%
c. Special Admissions for Returnees for April	16	3.58%	15	2.67%	31	3.07%
d. Recommendations of Designated Schools (members of the Association of Christian Schools in Japan)	39	8.72%	48	8.54%	87	8.62%
e. Recommendations of Designated Schools (from other than members of the Association of Christian Schools in Japan)	1	0.22%	40	7.12%	41	4.06%
f. Recommendations of ICU High School	53	11.86%	54	9.61%	107	10.60%
g. Admission for Shakaijin (mature student) Examinations	9	2.01%	5	0.89%	14	1.39%
h. September Admission	35	7.83%	43	7.65%	78	7.73%
i. ICU Center Nyushi	2	0.45%	15	2.67%	17	1.68%
(Blank)	3	0.67%	9	1.60%	12	1.19%
Total	447	100.00%	562	100.00%	1009	100.00%



6. Did you live abroad for more than 3 months before you entered ICU?

1. Yes
2. No

	6 Divisions System	6 Divisions System (%)	Academic Majors System	Academic Majors System (%)	Total	Total (%)
1. Yes	161	36.02%	200	35.59%	361	35.78%
2. No	283	63.31%	353	62.81%	636	63.03%
(Blank)	3	0.67%	9	1.60%	12	1.19%
Total	447	100.00%	562	100.00%	1009	100.00%

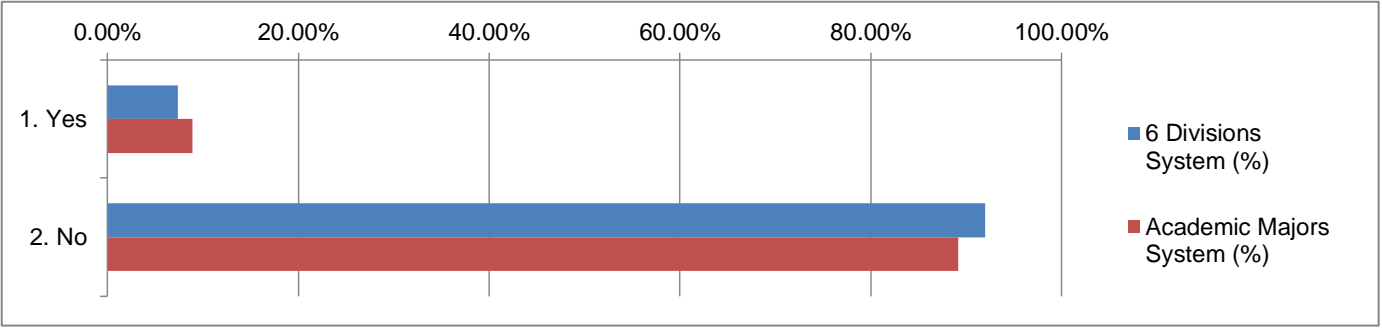


7. Did you go to an international school in Japan? (Question deleted)

8. Did you use a language other than Japanese to communicate at home before you entered ICU?

1. Yes
2. No

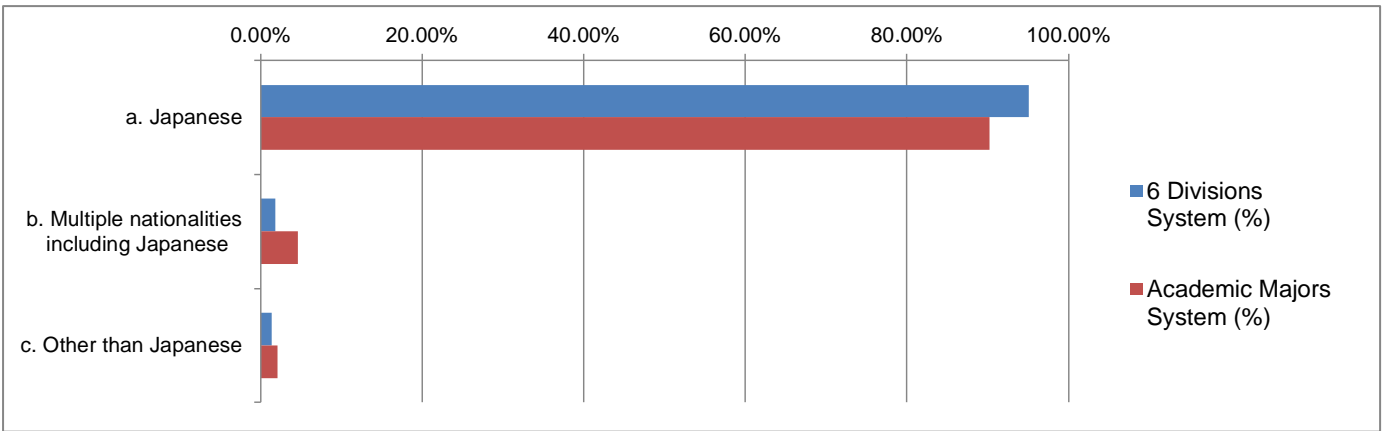
	6 Divisions System	6 Divisions System (%)	Academic Majors System	Academic Majors System (%)	Total	Total (%)
1. Yes	33	7.38%	50	8.90%	83	8.23%
2. No	411	91.95%	501	89.15%	912	90.39%
(Blank)	3	0.67%	11	1.96%	14	1.39%
Total	447	100.00%	562	100.00%	1009	100.00%



9. Your nationality:

- a. Japanese
b. Multiple nationalities including Japanese
c. Other than Japanese

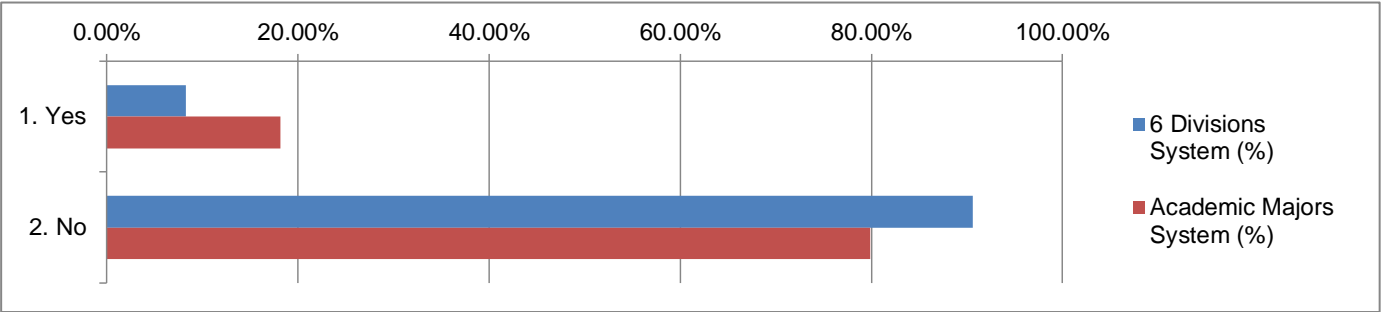
	6 Divisions System	6 Divisions System (%)	Academic Majors System	Academic Majors System (%)	Total	Total (%)
a. Japanese	425	95.08%	507	90.21%	932	92.37%
b. Multiple nationalities including Japanese	8	1.79%	26	4.63%	34	3.37%
c. Other than Japanese	6	1.34%	12	2.14%	18	1.78%
(Blank)	8	1.79%	17	3.02%	25	2.48%
Total	447	100.00%	562	100.00%	1009	100.00%



10. Did you live in one of the ICU dormitories?

1. Yes
2. No

	6 Divisions System	6 Divisions System (%)	Academic Majors System	Academic Majors System (%)	Total	Total (%)
1. Yes	37	8.28%	102	18.15%	139	13.78%
2. No	405	90.60%	449	79.89%	854	84.64%
(Blank)	5	1.12%	11	1.96%	16	1.59%
Total	447	100.00%	562	100.00%	1009	100.00%

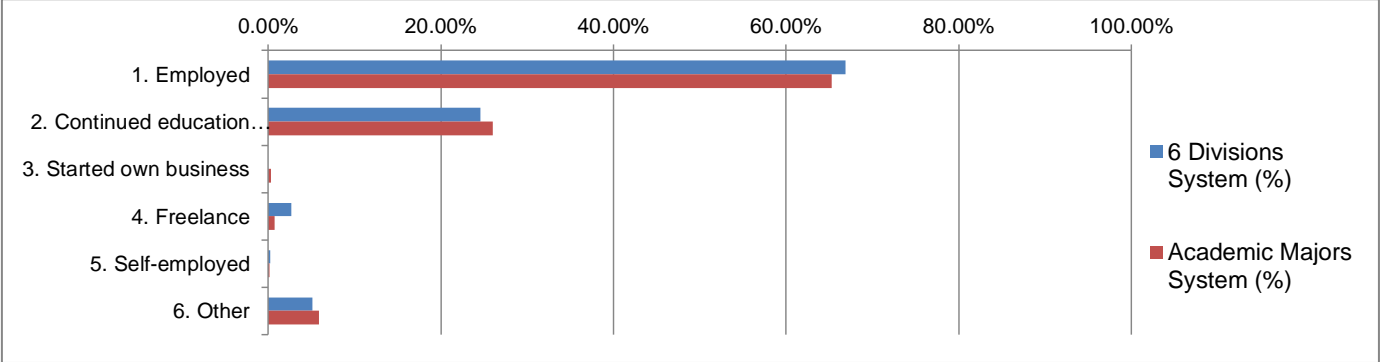


11. About your career

1. Please select the option which best describes your situation right after graduation.

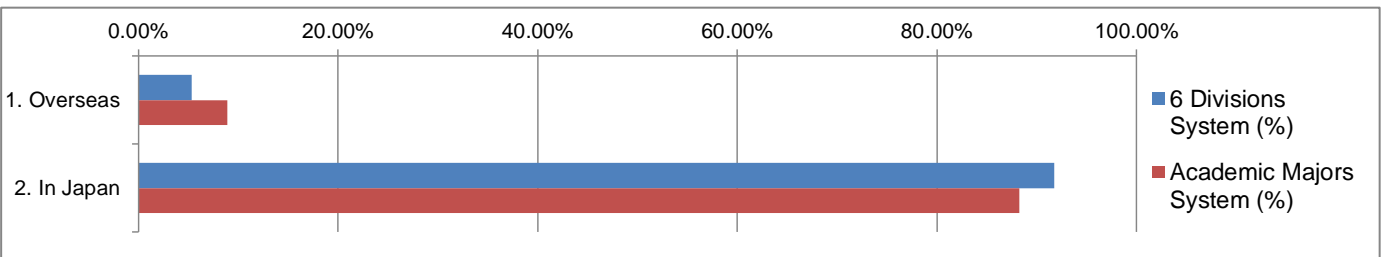
Type:	1. Employed	2. Continued education (i.e. graduate school)	3. Started own business	4. Freelance		
	6 Divisions System	6 Divisions System (%)	Academic Majors System	Academic Majors System (%)	Total	Total (%)
1. Employed	299	66.89%	367	65.30%	666	66.01%
2. Continued education (i.e. graduate school)	110	24.61%	146	25.98%	256	25.37%
3. Started own business		0.00%	2	0.36%	2	0.20%
4. Freelance	12	2.68%	4	0.71%	16	1.59%
5. Self-employed	1	0.22%	1	0.18%	2	0.20%
6. Other	23	5.15%	33	5.87%	56	5.55%
(Blank)	2	0.45%	9	1.60%	11	1.09%
Total	447	100.00%	562	100.00%	1009	100.00%

5. Self-employed 6. Other (Check one)



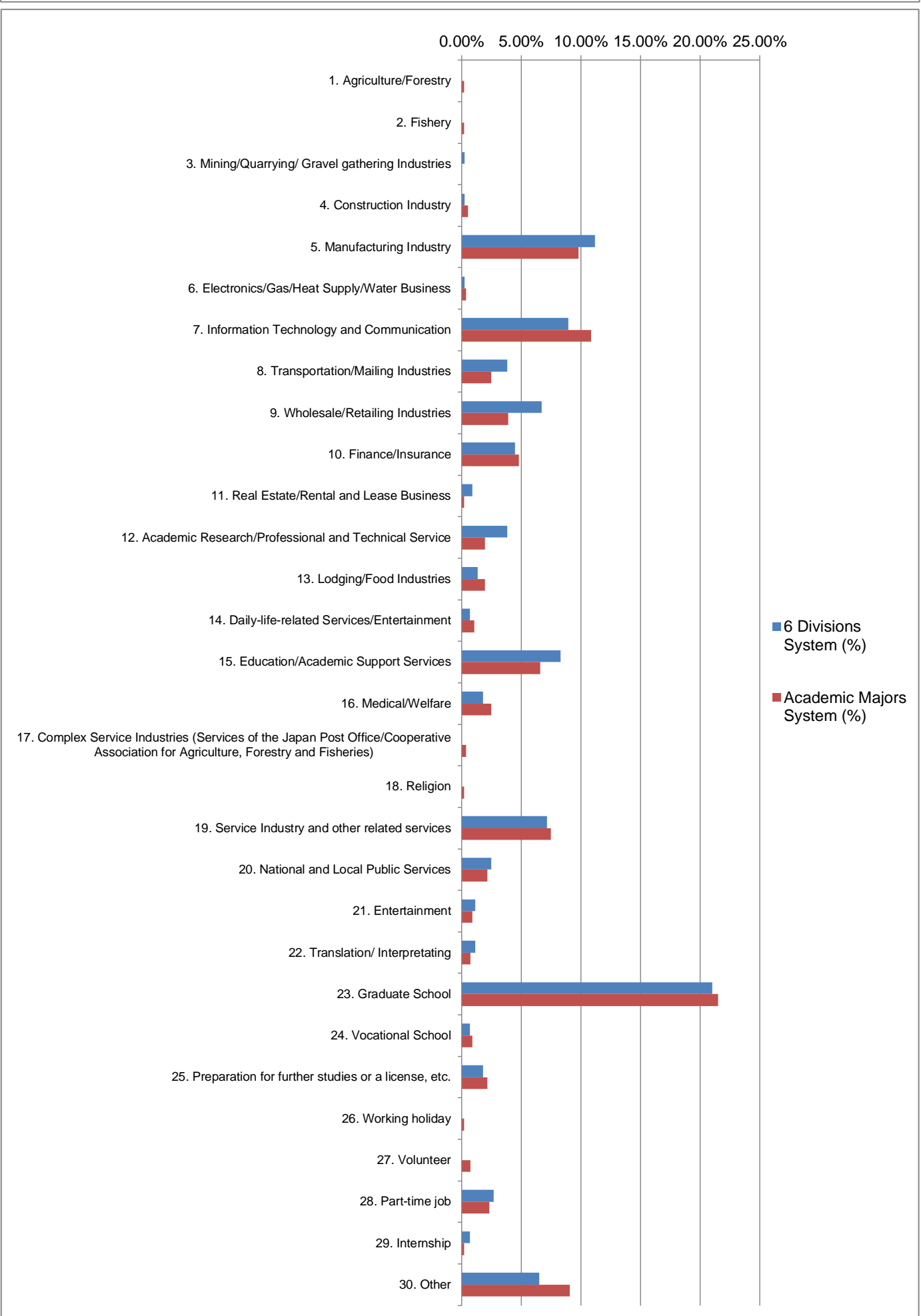
Place: 1. Overseas (other than Japan) 2. In Japan (Check either)

	6 Divisions System	6 Divisions System (%)	Academic Majors System	Academic Majors System (%)	Total	Total (%)
1. Overseas	24	5.37%	50	8.90%	74	7.33%
2. In Japan	410	91.72%	496	88.26%	906	89.79%
(Blank)	13	2.91%	16	2.85%	29	2.87%
Total	447	100.00%	562	100.00%	1009	100.00%



Classification:

	6 Divisions System	6 Divisions System (%)	Academic Majors System	Academic Majors System (%)	Total	Total (%)
1. Agriculture/Forestry		0.00%	1	0.18%	1	0.10%
2. Fishery		0.00%	1	0.18%	1	0.10%
3. Mining/Quarrying/ Gravel gathering Industries	1	0.22%		0.00%	1	0.10%
4. Construction Industry	1	0.22%	3	0.53%	4	0.40%
5. Manufacturing Industry	50	11.19%	55	9.79%	105	10.41%
6. Electronics/Gas/Heat Supply/Water Business	1	0.22%	2	0.36%	3	0.30%
7. Information Technology and Communication	40	8.95%	61	10.85%	101	10.01%
8. Transportation/Mailing Industries	17	3.80%	14	2.49%	31	3.07%
9. Wholesale/Retailing Industries	30	6.71%	22	3.91%	52	5.15%
10. Finance/Insurance	20	4.47%	27	4.80%	47	4.66%
11. Real Estate/Rental and Lease Business	4	0.89%	1	0.18%	5	0.50%
12. Academic Research/Professional and Technical Service	17	3.80%	11	1.96%	28	2.78%
13. Lodging/Food Industries	6	1.34%	11	1.96%	17	1.68%
14. Daily-life-related Services/Entertainment	3	0.67%	6	1.07%	9	0.89%
15. Education/Academic Support Services	37	8.28%	37	6.58%	74	7.33%
16. Medical/Welfare	8	1.79%	14	2.49%	22	2.18%
17. Complex Service Industries (Services of the Japan Post Office/Cooperative Association for Agriculture, Forestry and Fisheries)		0.00%	2	0.36%	2	0.20%
18. Religion		0.00%	1	0.18%	1	0.10%
19. Service Industry and other related services	32	7.16%	42	7.47%	74	7.33%
20. National and Local Public Services	11	2.46%	12	2.14%	23	2.28%
21. Entertainment	5	1.12%	5	0.89%	10	0.99%
22. Translation/ Interpreting	5	1.12%	4	0.71%	9	0.89%
23. Graduate School	94	21.03%	121	21.53%	215	21.31%
24. Vocational School	3	0.67%	5	0.89%	8	0.79%
25. Preparation for further studies or a license, etc.	8	1.79%	12	2.14%	20	1.98%
26. Working holiday		0.00%	1	0.18%	1	0.10%
27. Volunteer		0.00%	4	0.71%	4	0.40%
28. Part-time job	12	2.68%	13	2.31%	25	2.48%
29. Internship	3	0.67%	1	0.18%	4	0.40%
30. Other	29	6.49%	51	9.07%	80	7.93%
(Blank)	10	2.24%	22	3.91%	32	3.17%
Total	447	100.00%	562	100.00%	1009	100.00%



2. Please select the option which best describes your situation now.

Type: 1. Employed 2. Continued education (i.e. graduate school) 3. Started own business 4. Freelance

	6 Divisions System	6 Divisions System (%)	Academic Majors System	Academic Majors System (%)	Total	Total (%)
1. Employed	335	74.94%	393	69.93%	728	72.15%
2. Continued education (i.e. graduate school)	40	8.95%	101	17.97%	141	13.97%
3. Started own business	2	0.45%	3	0.53%	5	0.50%
4. Freelance	20	4.47%	10	1.78%	30	2.97%
5. Self-employed	7	1.57%	1	0.18%	8	0.79%
6. Other	37	8.28%	43	7.65%	80	7.93%
(Blank)	6	1.34%	11	1.96%	17	1.68%
Total	447	100.00%	562	100.00%	1009	100.00%

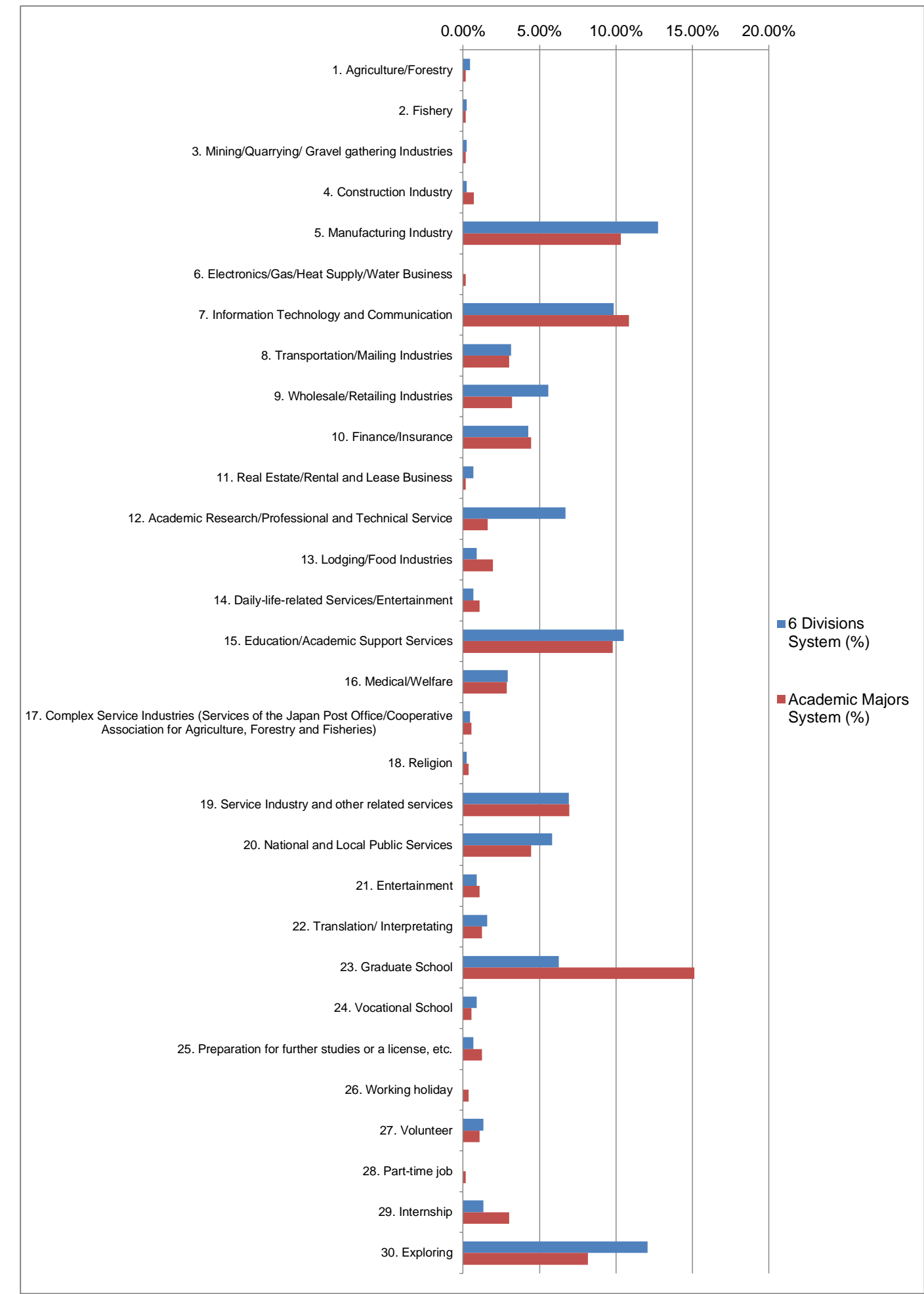
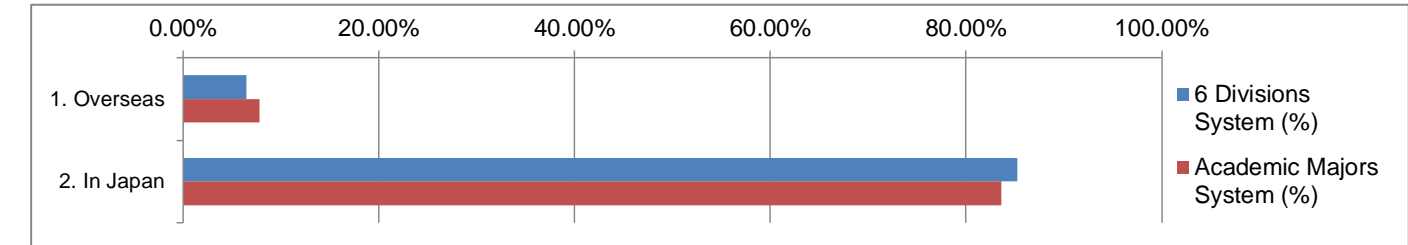
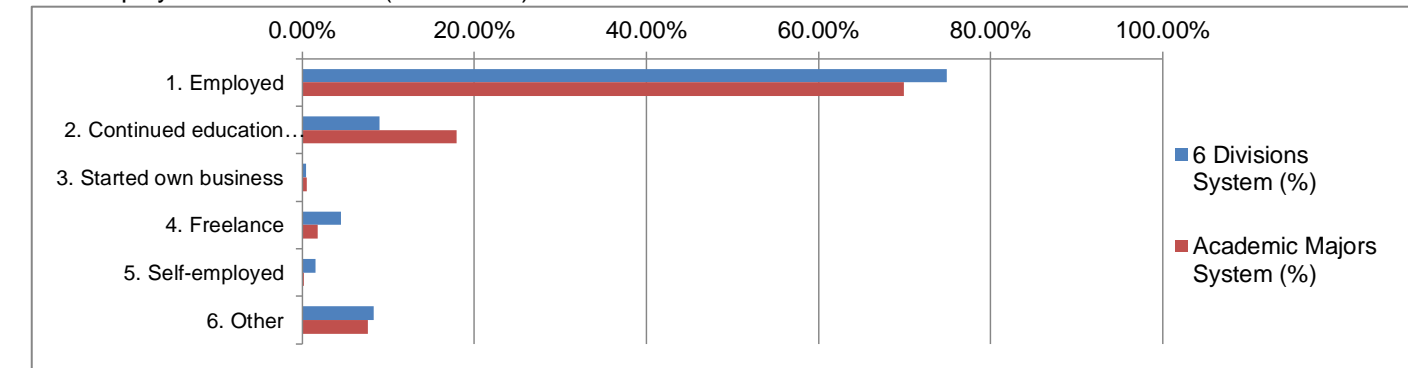
Place: 1. Overseas (other than Japan) 2. In Japan (Check either)

	6 Divisions System	6 Divisions System (%)	Academic Majors System	Academic Majors System (%)	Total	Total (%)
1. Overseas	29	6.49%	44	7.83%	73	7.23%
2. In Japan	381	85.23%	470	83.63%	851	84.34%
(Blank)	37	8.28%	48	8.54%	85	8.42%
Total	447	100.00%	562	100.00%	1009	100.00%

Classification:

	6 Divisions System	6 Divisions System (%)	Academic Majors System	Academic Majors System (%)	Total	Total (%)
1. Agriculture/Forestry	2	0.45%	1	0.18%	3	0.30%
2. Fishery	1	0.22%	1	0.18%	2	0.20%
3. Mining/Quarrying/ Gravel gathering Industries	1	0.22%	1	0.18%	2	0.20%
4. Construction Industry	1	0.22%	4	0.71%	5	0.50%
5. Manufacturing Industry	57	12.75%	58	10.32%	115	11.40%
6. Electronics/Gas/Heat Supply/Water Business		0.00%	1	0.18%	1	0.10%
7. Information Technology and Communication	44	9.84%	61	10.85%	105	10.41%
8. Transportation/Mailing Industries	14	3.13%	17	3.02%	31	3.07%
9. Wholesale/Retailing Industries	25	5.59%	18	3.20%	43	4.26%
10. Finance/Insurance	19	4.25%	25	4.45%	44	4.36%
11. Real Estate/Rental and Lease Business	3	0.67%	1	0.18%	4	0.40%
12. Academic Research/Professional and Technical Service	30	6.71%	9	1.60%	39	3.87%
13. Lodging/Food Industries	4	0.89%	11	1.96%	15	1.49%
14. Daily-life-related Services/Entertainment	3	0.67%	6	1.07%	9	0.89%
15. Education/Academic Support Services	47	10.51%	55	9.79%	102	10.11%
16. Medical/Welfare	13	2.91%	16	2.85%	29	2.87%
17. Complex Service Industries (Services of the Japan Post Office/Cooperative Association for Agriculture, Forestry and Fisheries)	2	0.45%	3	0.53%	5	0.50%
18. Religion	1	0.22%	2	0.36%	3	0.30%
19. Service Industry and other related services	31	6.94%	39	6.94%	70	6.94%
20. National and Local Public Services	26	5.82%	25	4.45%	51	5.05%
21. Entertainment	4	0.89%	6	1.07%	10	0.99%
22. Translation/ Interpreting	7	1.57%	7	1.25%	14	1.39%
23. Graduate School	28	6.26%	85	15.12%	113	11.20%
24. Vocational School	4	0.89%	3	0.53%	7	0.69%
25. Preparation for further studies or a license, etc.	3	0.67%	7	1.25%	10	0.99%
26. Working holiday		0.00%	2	0.36%	2	0.20%
27. Volunteer	6	1.34%	6	1.07%	12	1.19%
28. Part-time job		0.00%	1	0.18%	1	0.10%
29. Internship	6	1.34%	17	3.02%	23	2.28%
30. Exploring	54	12.08%	46	8.19%	100	9.91%
(Blank)	11	2.46%	28	4.98%	39	3.87%
Total	447	100.00%	562	100.00%	1009	100.00%

5. Self-employed 6. Other (Check one)



Multiple responses entered under “Other”

11. Initial career after graduation

Media/Advertising	15
NGO/NPO/charitable organization/independent administrative corporation	8
Trading company	6
Consulting firm/think tank	5
IT	4
Legal	4
Unemployed/leave of absence	4
Travel/tourism	4
Energy	3
Preparing for study/employment	3
HR services	3
Event planning agency	2
University	2
Culture/art/entertainment	2

12. Current status

Housewife/child rearing	15
NGO/NPO/charitable organization/independent administrative corporation	11
Media/Advertising	11
Culture/art/entertainment	6
Legal	6
Consulting firm/think tank	5
Civil servant/ international civil servant	5
Unemployed/leave of absence	5
Studying while employed	4
Trading company	4
Child care/nursing/ disability care/aged care	4
IT	3
Energy	2
Preparing for study/employment	2
HR services	2
Unemployed	2
Travel/tourism	2
Clinical psychotherapist	2

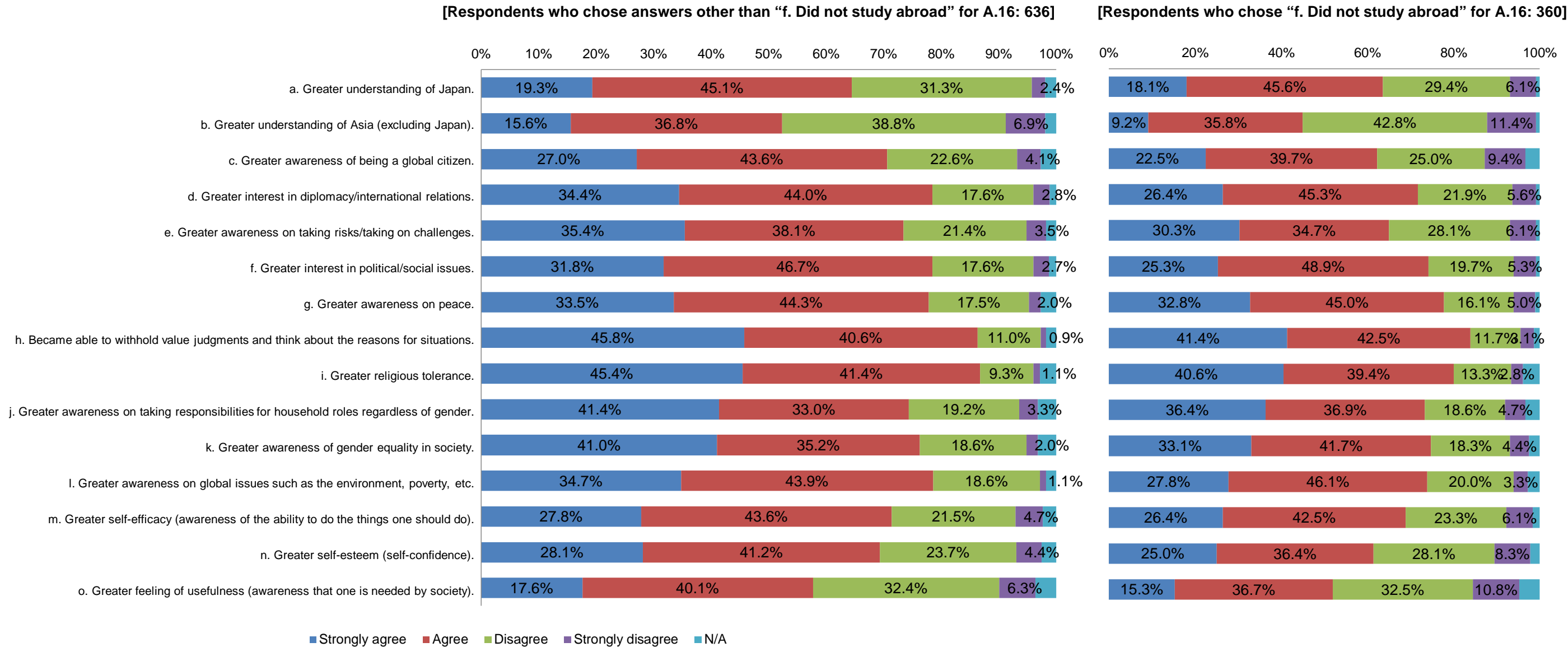
Thank you for your contribution.

Appendix 1: Comparison with other universities

Cross aggregation of Q25 and Q16 data added for comparison with "Survey on Go Global Japan Project and Long-Term Impact of Studying Abroad."*
(<http://recsie.or.jp/wp-content/uploads/2016/04/summary-report20151230.pdf>)

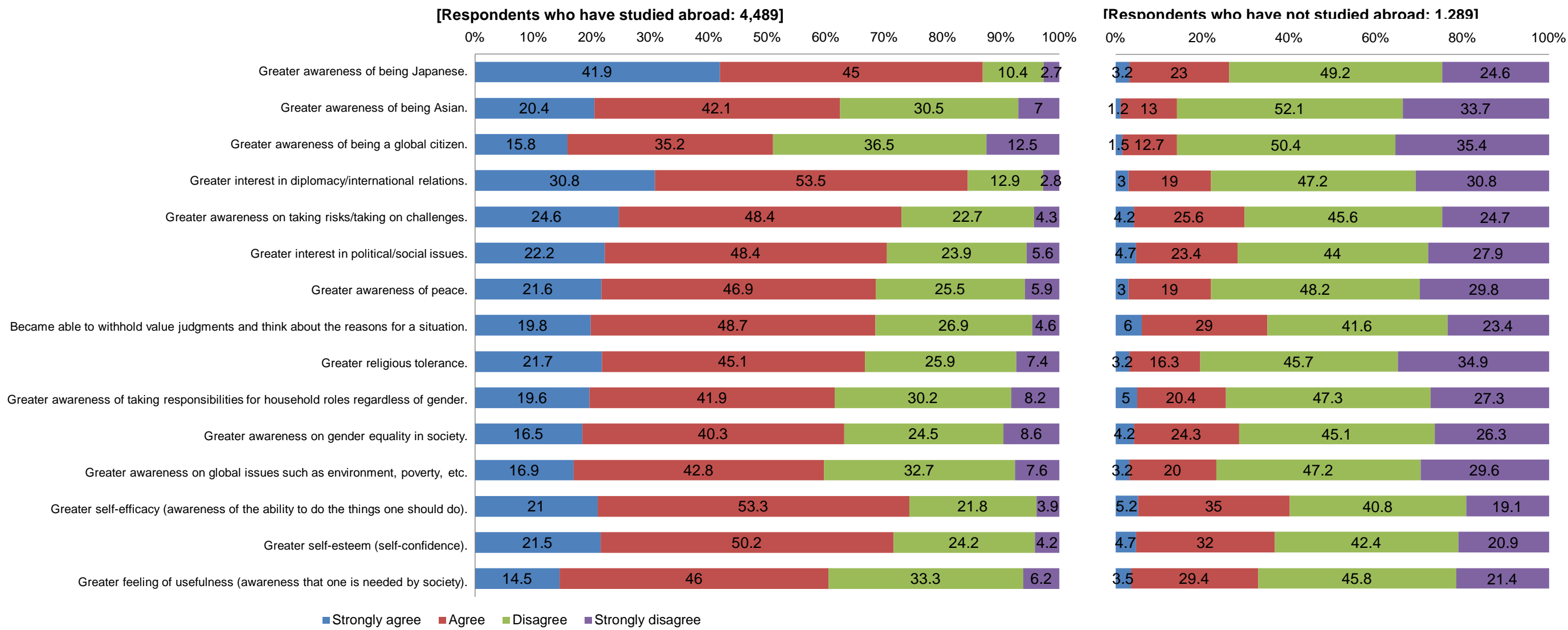
Simple aggregation of response to "ICU Alumni Survey" Q25

Q25. To what extent do you feel that your understanding and awareness of the following increased as a result of your study at ICU?



Simple aggregation of results for "Survey of Global Personnel Development and Long-term Impact of Study Abroad"

Q. To what extent do you feel that your awareness of the following increased as a result of your study abroad?



Note *1: Questions from the preceding survey, the "Survey of Global Personnel Development and Long-term Impact of Study Abroad"
JSPS Grants-in-Aid for Scientific Research, Scientific Research (A), Research Project Number 25245078 (<http://gj5000.jp/research/>):
<http://recsie.or.jp/wp-content/uploads/2016/04/summary-report20151230.pdf> (in Japanese, or see English Summary at <http://gj5000.jp/research/>)
1) Q1. Changes in perceptions and values through study abroad
To what extent do you feel that your awareness of the following increased as a result of your study abroad [graduation from a Japanese university]?
2) Q. Improvement in abilities through study abroad
As a result of your study abroad [graduation from a Japanese university], which of the following abilities do you consider improved?
were revised partially for use by ICU, with permission from the Principal Investigator.

Appendix 2: List of Majors

List of Majors at ICU

No.	Abbr.	Major	メジャー	備考
1.	ARA(ARC)	Art and Cultural Heritage	美術・文化財研究	Name change from ARA(Art and Archaeology) to ARC in AY2012
2.	MUS	Music	音楽	
3.	LIT	Literature	文学	
4.	PHR	Philosophy and Religion	哲学・宗教学	
5.	BIO	Biology	生物学	
6.	PHY	Physics	物理学	
7.	CHM	Chemistry	化学	
8.	MTH	Mathematic	数学	
9.	CSC(ISC)	Information Science	情報科学	Name change from CSC (Computer Science) to ISC in AY2013
10.	ECO	Economics	経済学	
11.	BUS	Business	経営学	
12.	HST	History	歴史学	
13.	LAW	Law	法学	
14.	PPL	Public Policy	公共政策	
15.	POL	Politics	政治学	
16.	IRL	International Relations	国際関係学	
17.	SOC	Sociology	社会学	
18.	ANT	Anthropology	人類学	
19.	MCC	Media, Communication and Culture	メディア・コミュニケーション・文化	
20.	LED	Language Education	言語教育	
22.	LNG	Linguistic	言語学	
23.	PSY	Psychology	心理学	
24.	AMS	American Studies	アメリカ研究	
25.	AST	Asian Studies	アジア研究	
26.	DPS	Development Studies	開発研究	
27.	ENV	Environmental Studie	環境研究	New from AY2009
28.	GSS	Gender and Sexuality Studies	ジェンダー・セクシュアリティ研究	
29.	GLS	Global Studies	グローバル研究	
30.	JPS	Japan Studies	日本研究	

31.	PCS	Peace Studies	平和研究	
21a.	EDU	Education	教育学	CED(Comparative Education) and EMS(Education, Media, Society) were merged in AY2012
21b.	CED	Comparative Education	比較教育	Merged as EDU in AY2012
21c.	EMS	Education, Media, Society	教育・メディア・社会	Merged as EDU in AY2012